



Jamhuri ya Muungano wa Tanzania
Wizara ya Kilimo
Sehemu ya Masoko ya Mazao ya Kilimo

Taarifa ya Wiki ya Mwenendo wa Bei za Mazao

15 – 19 Novemba, 2021

Ujumbe Mkuu

Kwa wiki hii, wastani wa bei za mazao makuu ya chakula zimeongezeka kiasi ikilinganishwa na viwango vya bei wiki iliyopita.

Bei za mahindi, viazi mviringo, uwele, mtama na maharage zimeongezeka kwa wastani wa asilimia 4.1, 3.7, 2.7, 2.1 na 1.2 mtawalia. Kwa upande mwingine bei za mchele na ulezi zimepungua kwa wastani wa asilimia 1.3 na 1.5 mtawalia.

Kahawa safi: Hadi kufikia tarehe 16 Novemba, 2021 kahawa safi iliyouzwa kwa msimu wa mauzo 2021/2022 ni kilo 41,371,982 zenye thamani ya Dola za Marekani million 109.

Kakao: Hadi kufikia tarehe 15 Novemba, 2021 kakao iliyouzwa kwa msimu wa mauzo 2021/2022 ni kilo 5,240,830 zenye thamani ya Shilingi bilioni 25.

Koroshho: Hadi kufikia tarehe 10 Novemba, 2021 koroshho iliyouzwa kwa msimu wa mauzo 2021/22 ni kilo 133,993,795 zenye thamani ya shilingi bilioni 290.

Mbolea: Hadi kufikia tarehe 18 Novemba, 2021 wastani wa bei za DAP na UREA katika soko la Dunia zimeongezeka kwa asilimia 5 na 4 mtawalia ikilinganishwa na wastani wa bei kwa wiki iliyopita (kielelezo 1 na 2).

Taarifa ya hali ya hewa iliyotolewa na Mamlaka ya Hali ya Hewa inaonesha kuwepo kwa upungufu wa mvua kwa msimu unaonanza Novemba 2021 hadi Aprili 2022 katika mikoa mingi ya Tanzania (Kiambatisho 1). Hali hii inaweza kusababisha kupanda kwa bei za mazao ya chakula.

Jedwali 1: Wastani wa bei za jumla Kitaifa (TZS/100 kg gunia)

Wiki iliyopita	Nov 08-12		Wiki hii	Nov 15-19				
	Wiki	Mahindi	Mchele	Maharage	Mtama	Uwele	Ulezi	Viazi mviringo
Wastani wa Nchi	Wiki hii	46,300	143,100	163,200	93,800	99,900	150,300	64,200
	Wiki iliyopita	44,400	144,900	161,300	91,800	97,200	152,500	61,800
	Badiliko	▲4.1%	▼1.3%	▲1.2%	▲2.1%	▲2.7%	▼1.5%	▲3.7%

Jedwali 2: Wastani wa bei za jumla kwa Mikoa (TZS/100 kg gunia)

Mkoa	Wiki	Mahindi	Mchele	Maharage	Mtama	Uwele	Ulezi	Viazi mviringo
Dodoma	Wiki hii	46,800	155,000	202,500	48,800	48,000	130,500	54,000
	Wiki iliyopita	44,300	152,500	200,000	48,800	47,500	130,000	53,500
	Badiliko	▲ 5.3%	▲ 1.6%	▲ 1.2%	▶ 0.0%	▲ 1.0%	▲ 0.4%	▲ 0.9%
Arusha	Wiki hii	49,000	165,000	150,000	67,500	71,000	131,500	59,000
	Wiki iliyopita	48,500	165,000	157,500	73,500	71,000	131,500	52,500
	Badiliko	▲ 1.0%	▶ 0.0%	▼ 5.0%	▼ 8.9%	▶ 0.0%	▶ 0.0%	▲ 11.0%
Dar es Salaam	Wiki hii	52,300	167,500	200,000	82,500	80,000	162,500	65,000
	Wiki iliyopita	48,000	170,000	200,000	82,500	80,000	162,500	65,000
	Badiliko	▲ 8.2%	▼ 1.5%	▶ 0.0%	▶ 0.0%	▶ 0.0%	▶ 0.0%	▶ 0.0%
Lindi	Wiki hii	85,000	165,000	215,000	175,000	225,000	180,000	100,000
	Wiki iliyopita	85,000	160,000	225,000	175,000	225,000	180,000	100,000
	Badiliko	▶ 0.0%	▲ 3.0%	▼ 4.7%	▶ 0.0%	▶ 0.0%	▶ 0.0%	▶ 0.0%
Morogoro	Wiki hii	43,400	165,000	185,000	150,000	150,000	155,000	80,500
	Wiki iliyopita	47,300	175,000	180,000	120,000	120,000	180,000	79,000
	Badiliko	▼ 9.0%	▼ 6.1%	▲ 2.7%	▲ 20.0%	▲ 20.0%	▼ 16.1%	▲ 1.9%
Tanga	Wiki hii	50,900	150,000	190,000	85,000	100,000	170,000	70,000
	Wiki iliyopita	50,900	150,000	175,000	85,000	100,000	170,000	65,000
	Badiliko	▶ 0.0%	▶ 0.0%	▲ 7.9%	▶ 0.0%	▶ 0.0%	▶ 0.0%	▲ 7.1%
Mtwara	Wiki hii	45,000	160,000	167,500	80,000	NA	180000	67,500
	Wiki iliyopita	43,800	160,000	167,500	70,000	NA	180000	60,000
	Badiliko	▲ 2.7%	▶ 0.0%	▶ 0.0%	▲ 12.5%		▶ 0.0%	▲ 11.1%
Iringa	Wiki hii	35,000	160,000	150,000	110,000	NA	150,000	50,000
	Wiki iliyopita	33,000	160,000	150,000	110,000	NA	150,000	37,500
	Badiliko	▲ 5.7%	▶ 0.0%	▶ 0.0%	▶ 0.0%		▶ 0.0%	▲ 25.0%

Mkoa	Wiki	Mahindi	Mchele	Maharage	Mtama	Uwele	Ulezi	Viazi mviringo
Tabora	Wiki hii	41,500	105,000	180,000	145,000	NA	175,000	65,000
	Wiki iliyopita	41,500	102,500	170,000	145,000	NA	175,000	65,000
	Badiliko	▶ 0.0%	▲ 2.4%	▲ 5.6%	▶ 0.0%		▶ 0.0%	▶ 0.0%
Rukwa	Wiki hii	37,000	115,000	160,000	NA	NA	125,000	57,500
	Wiki iliyopita	37,000	112,500	161,300	NA	NA	133,800	60,000
	Badiliko	▶ 0.0%	▲ 2.2%	▼ 0.8%			▼ 7.0%	▼ 4.3%
Kigoma	Wiki hii	48,600	125,000	130,000	90,000	65,000	180,000	75,000
	Wiki iliyopita	49,300	125,000	130,000	90,000	62,500	180,000	70,000
	Badiliko	▼ 1.4%	▶ 0.0%	▶ 0.0%	▶ 0.0%	▲ 3.8%	▶ 0.0%	▲ 6.7%
Shinyanga	Wiki hii	44,000	135,000	185,000	125,000	125,000	125,000	85,000
	Wiki iliyopita	44,000	130,000	180,000	125,000	125,000	130,000	85,000
	Badiliko	▶ 0.0%	▲ 3.7%	▲ 2.7%	▶ 0.0%	▶ 0.0%	▼ 4.0%	▶ 0.0%
Mwanza	Wiki hii	62,500	185,000	215,000	190,000	190,000	200,000	85,000
	Wiki iliyopita	62,500	195,000	215,000	190,000	190,000	200,000	85,000
	Badiliko	▶ 0.0%	▼ 5.4%	▶ 0.0%	▶ 0.0%	▶ 0.0%	▶ 0.0%	▶ 0.0%
Kagera	Wiki hii	63,500	150,000	135,000	100,000	110,000	170,000	55,000
	Wiki iliyopita	63,000	150,000	133,800	105,000	110,000	170,000	55,000
	Badiliko	▲ 0.8%	▶ 0.0%	▲ 0.9%	▼ 5.0%	▶ 0.0%	▶ 0.0%	▶ 0.0%
Mara	Wiki hii	62,500	115,000	190,000	62,500	190,000	190,000	92,500
	Wiki iliyopita	62,500	115,000	195,000	62,500	190,000	190,000	92,500
	Badiliko	▶ 0.0%	▶ 0.0%	▼ 2.6%	▶ 0.0%	▶ 0.0%	▶ 0.0%	▶ 0.0%
Manyara	Wiki hii	55,000	155,000	159,000	70,000	70,000	150,000	75,000
	Wiki iliyopita	55,000	155,000	159,000	70,000	70,000	150,000	71,300
	Badiliko	▶ 0.0%	▶ 0.0%	▶ 0.0%	▶ 0.0%	▶ 0.0%	▶ 0.0%	▲ 4.9%
Njombe	Wiki hii	50,000	225,000	175,000	NA	NA	160,000	55,000
	Wiki iliyopita	40,000	215,000	175,000	NA	NA	160,000	42,800
	Badiliko	▲ 20.0%	▲ 4.4%	▶ 0.0%			▶ 0.0%	▲ 22.2%

Zingatia:

- ✓ Bei hizi ni za wastani kwa masoko ya jumla.
- ✓ Alama (▲▼▶) zinaelezea mabadiliko ya bei: (▲) bei imeongezeka; (▼) bei imepungua; (▶) hakuna mabadiliko au mabadiliko ni chini ya asilimia moja.
- ✓ N/A bei haikupatikana

Chanzo cha takwimu: Wizara ya Kilimo na Wizara ya Viwanda na Biashara

Jedwali 3: Bei za mchele na mahindi kwa masoko ya Uganda (TZS/Kilo)

	Mchele		Mahindi	
	Bei ya chini	Bei ya juu	Bei ya chini	Bei ya juu
Bei za jumla	1,803	1,931	483	515
Bei za rejareja	1,931	2,253	837	901

Chanzo: <https://farmgainafrica.org/> Tarehe 19 Novemba, 2021

Jedwali 4: Wastani wa Bei (TZS) za mazao ya Horticulture katika masoko mbalimbali kwa wiki ya tarehe 15 – 19 Novemba, 2021

Region	Nyanya (40 Kg kreti)	Vitunguu (100 Kg gunia)	Tikiti maji (Kilo)	Nanasi (Kilo)	Pilipili hoho (50 Kg gunia)	Tango (100 Kg gunia)
Nairobi	41,800	132,000	616	550	48,400	77,000
Mombasa	37,400	125,858	770		52,250	85,250
Zanzibar	37,500	116,000	660	640	29,000	76,000
Dar es salaam	31,000	140,000	333	317	80,556	93,333
Morogoro	39,000	117,500	450	1,000	41,667	66,667
Dodoma	43,750	120,000	438	325	28,125	53,750
Shinyanga	30,000	116,667	667	500	27,778	38,333
Mwanza	31,667	108,333	500	867	24,667	46,000
Arusha	30,500	152,500	515	450	33,125	75,000
Tanga	35,000	128,000	520	680	36,000	72,000
Lindi	33,750	135,417	575	700	40,000	48,750
Mtwara	40,000	116,667	467	467	58,333	90,000
Mbeya	39,000	99,583	588	1,225	51,250	120,000
Average	36,182	123,733	546	643	42,396	72,468

Chanzo: TAHA, 2021

Jedwali 5: Mauzo ya kahawa kwa msimu wa mwaka 2021/2022 hadi kufikia tarehe 16 Novemba, 2021

Aina ya Kahawa	Mnada		Soko la moja kwa moja		Viwanda vya ndani		Jumla	
	Kilo	USD	Kilo	USD	Kilo	USD	Kilo	USD
Arabika Laini	12,223,466	44,986,783	7,245,648	29,403,943	20,905	88,214	19,490,019	74,478,940
Arabika Ngumu	12,640	32,624	192,865	493,286			205,505	525,910
Robusta	836,280	1,837,054	20,555,002	32,017,934	285,176	408,442	21,676,458	34,263,430
Jumla	13,072,386	46,856,461	27,993,515	61,915,163	306,081	496,656	41,371,982	109,268,280

Chanzo: Bodi ya Kahawa Tanzania, 2021

Jedwali 6: Mauzo ya kakao kwa msimu wa 2021/2022 hadi kufikia tarehe 15 Novemba, 2021

Halmashauri			Kiasi kilichouzwa (Kilo)	Wastani wa Bei (Shilingi/Kilo)	Jumla (Shilingi)
Kyela (Kilo)	Busokelo (Kilo)	Rungwe (Kilo)			
3,774,340	1,084,340	382,150	5,240,830	4,982	25,138,708,550

Chanzo: Tume ya Maendeleo ya Ushirika, 2021

Jedwali 7: Mauzo ya korosho kwa msimu wa mwaka 2021/22 hadi kufikia tarehe 17 Novemba, 2021

Tarehe	Chama	Kiasi Kilichouzwa	Bei ya Juu (TZS/Kilo)	Bei ya Chini (TZS/Kilo)	Thamani (TZS)
08/10/2021	TANECU	1,486,267	2,445	2,231	3,420,523,352
15/10/2021	MAMCU	5,097,878	2,400	2,220	11,540,370,705
15/10/2021	TANECU	3,124,930	2,401	2,320	7,120,118,097
16/10/2021	LINDI MWAMBAO	5,012,932	2,286	2,100	10,978,586,607
17/10/2021	RUNALI	2,730,716	2,282	2,235	6,150,411,553
20/10/2021	CORECU	3,007,185	1,955	1,950	5,481,706,438
22/10/2021	MAMCU	7,400,607	2,321	2,070	16,470,184,510
22/10/2021	TANECU	5,990,924	2,311	2,255	13,577,069,466
23/10/2021	LINDI MWAMBAO	3,242,589	2,260	2,020	6,756,999,080
24/10/2021	RUNALI	4,306,058	2,311	2,240	9,776,043,560
27/10/2021	CORECU	1,367,920	2,010	2,003	2,611,326,307
28/10/2021	TAMCU	1,745,804	2,150		3,753,478,600
29/10/2021	TANECU	9,171,363	2,262	2,100	19,544,928,270
29/10/2021	MAMCU	9,340,829	2,265	2,100	20,080,690,334
03/11/2021	CORECU	2,076,803	2,060	2,054	4,157,304,631
04/11/2021	TAMCU	1,895,254	2,170	2,152	4,089,193,679
05/11/2021	TANECU	8,787,843	2,400	2,170	19,911,677,504
05/11/2021	MAMCU	11,899,670	2,331	2,050	26,274,972,200
06/11/2021	LINDI MWAMBAO	6,351,774	2,210	2,010	13,022,281,466
07/11/2021	RUNALI	11,078,984	2,352	2,120	24,614,051,923
10/11/2021	CORECU	1,905,229	2,040	2,030	3,788,126,366
12/11/2021	TANECU	7,331,046	2,305	2,110	15,930,786,599
12/11/2021	MAMCU	8,844,143	2,296	2,000	18,732,532,992
13/11/2021	LINDI MWAMBAO	1,810,557	2,040	2,001	3,652,080,283
14/11/2021	RUNALI	7,419,623	2,293	2,120	16,414,639,456
17/11/2021	CORECU	1,566,867	2,050	2,044	3,107,467,428
JUMLA YA MAUZO YOTE		133,993,795	2,445	1,950	290,957,551,405

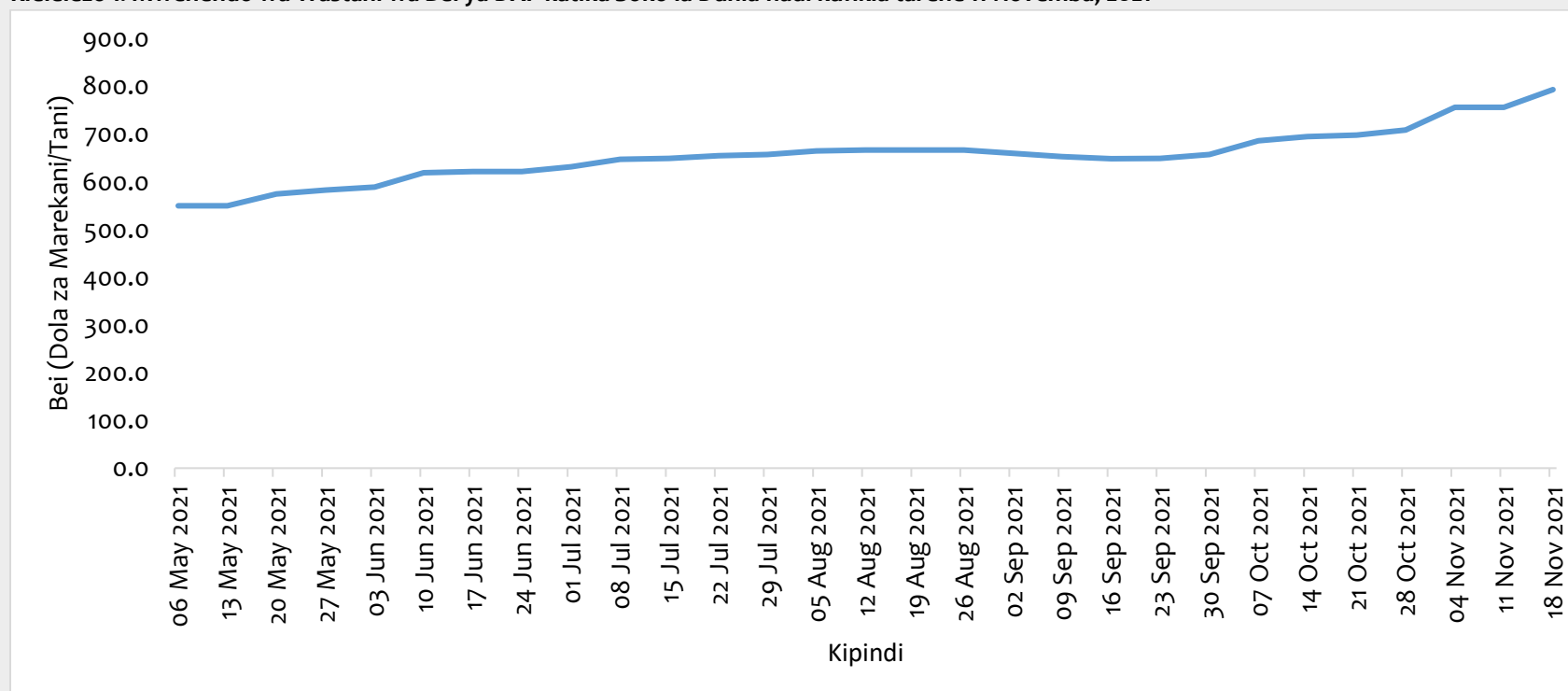
Chanzo: Bodi ya Korosho Tanzania, 2021

Jedwali 8: Miezi sahihi ya kupanda na kuvuna ili kupata bei nzuri

Zao	Wakati unaofaa kuvuna	Wakati usiofaa kuvuna	Wakati unaofaa kupanda
Vitunguu	Feb- Julai	Julai- Nov	Sept- Des
Nyanya	Jan- Mei	Des - Juni	Sept- Des
Hoho kijani	Feb- Aprili	Juni - Jan	Okt- Nov
Karoti	Okt- Machi	Sep - Apr	Julai- Okt
Matango	Feb- Mei	Mei - Jan	Des- Jan
Viazi mviringo	Machi- Juni	Julai - Jan	Des- Feb
Tikiti maji	Machi- Aprili, Oktoba - Desemba	Mei- Sep, Des- Feb	Jan- Feb, Ago- Sept
Hoho za rangi	Jun- Nov	Mei - Des	Feb- Machi
Tangawizi	Aprili- Julai	Machi - Aug	Des- Feb

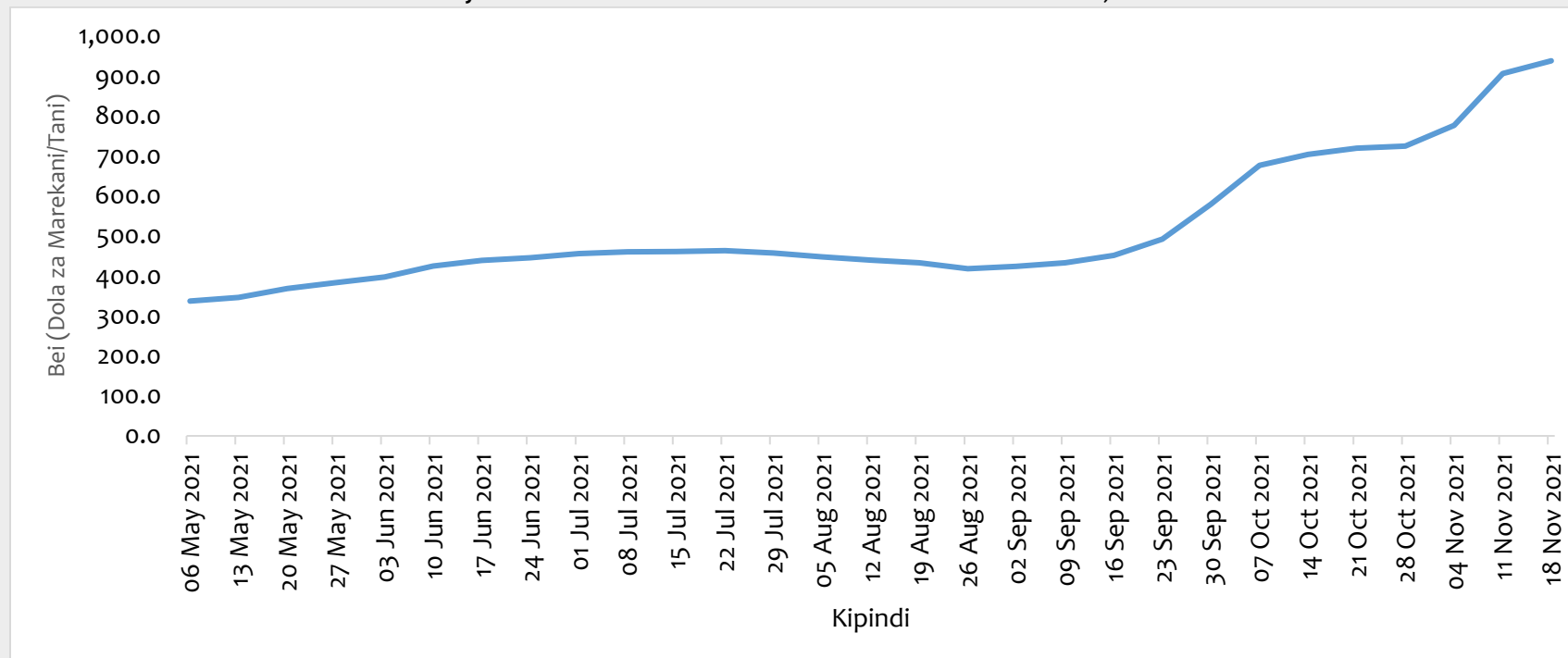
Chanzo: TAHA, 2020

Kielelezo 1: Mwenendo wa Wastani wa Bei ya DAP katika Soko la Dunia hadi kufikia tarehe 11 Novemba, 2021



Chanzo: Mamlaka ya Udhibiti wa Mbolea Tanzania, 2021

Kielelezo 2: Mwenendo wa Wastani wa Bei ya UREA katika Soko la Dunia hadi kufikia tarehe 11 Novemba, 2021



Chanzo: Mamlaka ya Udhibiti wa Mbolea Tanzania, 2021

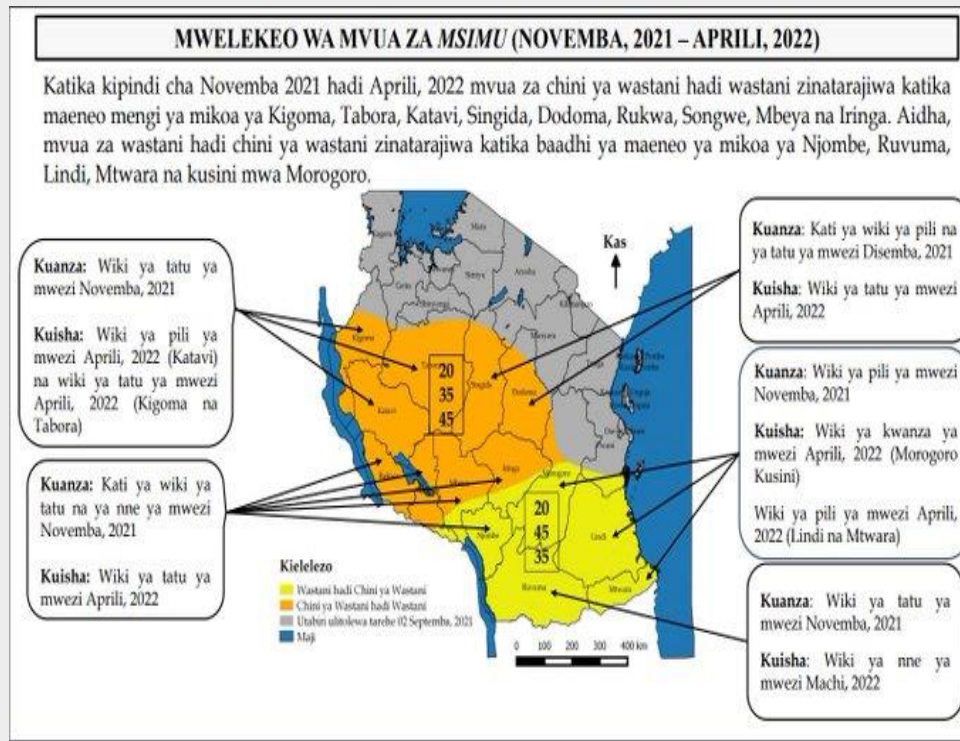
Habari Muhimu

- ✓ Wizara ya Kilimo imeanzisha jukwaa la soko la mtandaoni (M-Kilimo) ili kuwezesha upatikanaji wa masoko kwa wakulima na wafanyabiashara. Tembelea [M-Kilimo - MarketPlace](#)

Kwa maelezo zaidi wasiliana na:

Kaimu Mkurugenzi Msaidizi,
Sehemu ya Masoko ya Mazao,
Wizara ya Kilimo,
S.L.P 2182, DODOMA.
Barua pepe: masoko@kilimo.go.tz
Simu: +255 686 107 673 / +255 713 309 122

Kiambatisho: Mwenendo wa Mvua za Msimu (Novemba 2021- Aprili 2022)



Chanzo : Mamlaka ya Hali ya Hewa Tanzania

Dondoo muhimu za mvua za Msimu (Novemba, 2021 – Aprili, 2022)



Mwelekeo wa mvua za Msimu kwa maeneo yanayopata msimu mmoja wa mvua kwa mwaka

- i. Mvua zinatarijiwa kuwa za chini ya wastani hadi wastani katika maeneo mengi ya mikoa ya Kigoma, Tabora, Katavi, Singida, Dodoma, Rukwa, Songwe, Mbeya na Iringa. Aidha, mvua za wastani hadi chini ya wastani zinatarijiwa katika baadhi ya maeneo ya mikoa ya Njombe, Ruvuma, Lindi, Mtwara na kusini mwa mkoa wa Morogoro.
- ii. Vipindi virefu vya ukavu vinatarajiwa kati ya mwezi Novemba, 2021 na Januari, 2022. Hata hivyo, ongezeko kidogo la mvua linatarajiwa mwezi Machi 2022.
- iii. Mvua zinatarijiwa kuanza katika wiki ya tatu ya mwezi Novemba, 2021 katika maeneo mengi na kuisha kati ya wiki ya pili na ya tatu ya mwezi Aprili, 2022.

Athari na ushauri

- i. Upungufu mkubwa wa unyevunyevu katika udongo unatarajiwa kujitokeza katika maeneo mengi yanayopata mvua za Msimu na kuathiri ukuaji wa mazao.
- ii. Kina cha maji katika mito, mabwawa na hifadhi ya maji ardhini kinatarajiwa kupungua hususan katika maeneo yanayotarajiwa kupata mvua za chini ya wastani.
- iii. Mlipuko wa magojwa unatarajiwa kujitokeza kutokana na upungufu wa upatikanaji wa maji safi na salama.