



Jamhuri ya Muungano wa Tanzania  
Wizara ya Kilimo  
Sehemu ya Masoko ya Mazao ya Kilimo

Taarifa ya Wiki ya Mwenendo wa Bei za Mazao

22 – 26 Novemba, 2021

### Ujumbe Mkuu

Kwa wiki hii, wastani wa bei za mazao makuu ya chakula zimeongezeka kiasi ikilinganishwa na viwango vya bei wiki iliyopita.

Bei za, mahindi, mchele na maharage zimeongezeka kwa wastani wa asilimia 2.9, 2.0 na 1.9 mtawalia. Bei za ulezi na viazi mvingo zimeongezeka kwa wastani saw awa asilimia 0.4. Kwa upande mwingine bei za mtama na uwele zimepungua kwa wastani sawa asilimia 1.1.

**Kahawa safi:** Hadi kufikia tarehe 22 Novemba, 2021 kahawa safi iliyouzwa kwa msimu wa mauzo 2021/2022 ni kilo 43,698,086 zenye thamani ya Dola za Marekani million 118.

**Kakao:** Hadi kufikia tarehe 22 Novemba, 2021 kakao iliyouzwa kwa msimu wa mauzo 2021/2022 ni kilo 5,479,180 zenye thamani ya Shilingi bilioni 26.

**Koroshho:** Hadi kufikia tarehe 24 Novemba, 2021 koroshho iliyouzwa kwa msimu wa mauzo 2021/22 ni kilo 161,796,299 zenye thamani ya shilingi bilioni 350.

**Mbolea:** Hadi kufikia tarehe 25 Novemba, 2021 wastani wa bei za DAP katika soko la Dunia imeongezeka kwa asilimia 0.07 wakati wastani wa bei za UREA haujabadilika ikilinganishwa na wastani wa bei kwa wiki iliyopita (kielelezo 1 na kielelezo 2).

Taarifa ya hali ya hewa iliyotolewa na Mamlaka ya Hali ya Hewa inaonesha kuwepo kwa upungufu wa mvua kwa msimu unaonanza Novemba 2021 hadi Aprili 2022 katika mikoa mingi ya Tanzania (Kiambatisho 1). Hali hii inaweza kusababisha kupanda kwa bei za mazao ya chakula.

Jedwali 1: Wastani wa bei za jumla Kitaifa (TZS/100 kg gunia)

Wiki iliyopita	Nov 15-19		Wiki hii	Nov 22-26				
	Wiki	Mahindi	Mchele	Maharage	Mtama	Uwele	Ulezi	Viazi mvingo
Wastani wa Nchi	Wiki hii	52,500	155,300	179,800	110,600	118,200	163,200	69,700
	Wiki iliyopita	51,000	152,200	176,300	111,800	119,500	162,500	69,400
	<b>Badiliko</b>	<b>▲2.9%</b>	<b>▲2.0%</b>	<b>▲1.9%</b>	<b>▼1.1%</b>	<b>▼1.1%</b>	<b>▲0.4%</b>	<b>▲0.4%</b>

Jedwali 2: Wastani wa bei za jumla kwa Mikoa (TZS/100 kg gunia)

Mkoa	Wiki	Mahindi	Mchele	Maharage	Mtama	Uwele	Ulezi	Viazi mviringo
Dodoma	Wiki hii	47,000	155,000	216,700	50,500	50,500	131,000	52,000
	Wiki iliyopita	46,800	155,000	202,500	48,800	48,000	130,500	54,000
	<b>Badiliko</b>	▲0.4%	▶0.0%	▲6.6%	▲3.4%	▲5.0%	▲0.4%	▼3.8%
Arusha	Wiki hii	48,500	165,000	150,000	67,500	71,000	126,000	59,000
	Wiki iliyopita	49,000	165,000	150,000	67,500	71,000	131,500	59,000
	<b>Badiliko</b>	▼1.0%	▶0.0%	▶0.0%	▶0.0%	▶0.0%	▼4.4%	▶0.0%
Dar es Salaam	Wiki hii	58,500	170,000	260,000	80,000	70,000	160,000	56,500
	Wiki iliyopita	52,300	167,500	200,000	82,500	80,000	162,500	65,000
	<b>Badiliko</b>	▲10.6%	▲1.5%	▲23.1%	▼3.1%	▼14.3%	▼1.6%	▼15.0%
Lindi	Wiki hii	85,000	165,000	190,000	175,000	225,000	190,000	110,000
	Wiki iliyopita	85,000	165,000	215,000	175,000	225,000	180,000	100,000
	<b>Badiliko</b>	▶0.0%	▶0.0%	▼13.2%	▶0.0%	▶0.0%	▲5.3%	▲9.1%
Morogoro	Wiki hii	46,900	170,000	192,500	150,000	150,000	160,000	80,500
	Wiki iliyopita	43,400	165,000	185,000	150,000	150,000	155,000	80,500
	<b>Badiliko</b>	▲7.5%	▲2.9%	▲3.9%	▶0.0%	▶0.0%	▲3.1%	▶0.0%
Tanga	Wiki hii	54,600	150,000	190,000	95,000	80,000	170,000	65,000
	Wiki iliyopita	50,900	150,000	190,000	85,000	100,000	170,000	70,000
	<b>Badiliko</b>	▲6.8%	▶0.0%	▶0.0%	▲10.5%	▼25.0%	▶0.0%	▼7.7%
Mtwara	Wiki hii	45,000	160,000	167,500	80,000	NA	180000	67,500
	Wiki iliyopita	45,000	160,000	167,500	80,000	NA	180000	67,500
	<b>Badiliko</b>	▶0.0%	▶0.0%	▶0.0%	▶0.0%		▶0.0%	▶0.0%
Iringa	Wiki hii	34,000	160,000	160,000	110,000	NA	140,000	53,100
	Wiki iliyopita	35,000	160,000	150,000	110,000	NA	150,000	50,000
	<b>Badiliko</b>	▼2.9%	▶0.0%	▲6.3%	▶0.0%		▼7.1%	▲5.8%
Tabora	Wiki hii	51,000	120,000	180,000	145,000	NA	175,000	75,000
	Wiki iliyopita	41,500	105,000	180,000	145,000	NA	175,000	65,000
	<b>Badiliko</b>	▲18.6%	▲12.5%	▶0.0%	▶0.0%		▶0.0%	▲13.3%
Rukwa	Wiki hii	43,500	125,000	142,500	NA	NA	140,000	67,500
	Wiki iliyopita	37,000	115,000	160,000	NA	NA	125,000	57,500
	<b>Badiliko</b>	▲14.9%	▲8.0%	▼12.3%			▲10.7%	▲14.8%
Kigoma	Wiki hii	48,600	125,000	130,000	75,000	75,000	180,000	75,000
	Wiki iliyopita	48,600	125,000	130,000	90,000	65,000	180,000	75,000
	<b>Badiliko</b>	▶0.0%	▶0.0%	▶0.0%	▼20.0%	▲13.3%	▶0.0%	▶0.0%
Shinyanga	Wiki hii	45,000	135,000	185,000	125,000	125,000	125,000	85,000
	Wiki iliyopita	44,000	135,000	185,000	125,000	125,000	125,000	85,000
	<b>Badiliko</b>	▲2.2%	▶0.0%	▶0.0%	▶0.0%	▶0.0%	▶0.0%	▶0.0%

Mkoa	Wiki	Mahindi	Mchele	Maharage	Mtama	Uwele	Ulezi	Viazi mviringo
Mwanza	Wiki hii	65,000	205,000	227,500	185,000	200,000	200,000	87,500
	Wiki iliyopita	62,500	185,000	215,000	190,000	190,000	200,000	85,000
	<b>Badiliko</b>	▲3.8%	▲9.8%	▲5.5%	▼2.7%	▲5.0%	▶0.0%	▲2.9%
Kagera	Wiki hii	62,500	151,000	135,000	100,000	110,000	170,000	61,300
	Wiki iliyopita	63,500	150,000	135,000	100,000	110,000	170,000	55,000
	<b>Badiliko</b>	▼1.6%	▲0.7%	▶0.0%	▶0.0%	▶0.0%	▶0.0%	▲10.3%
Mara	Wiki hii	62,500	115,000	195,000	62,500	190,000	190,000	92,500
	Wiki iliyopita	62,500	115,000	190,000	62,500	190,000	190,000	92,500
	<b>Badiliko</b>	▶0.0%	▶0.0%	▲2.6%	▶0.0%	▶0.0%	▶0.0%	▶0.0%
Manyara	Wiki hii	54,000	155,000	159,000	70,000	70,000	150,000	70,000
	Wiki iliyopita	55,000	155,000	159,000	70,000	70,000	150,000	75,000
	<b>Badiliko</b>	▼1.9%	▶0.0%	▶0.0%	▶0.0%	▶0.0%	▶0.0%	▼7.1%
Njombe	Wiki hii	50,000	225,000	175,000	NA	NA	160,000	55,000
	Wiki iliyopita	50,000	225,000	175,000	NA	NA	160,000	55,000
	<b>Badiliko</b>	▶0.0%	▶0.0%	▶0.0%			▶0.0%	▶0.0%
Kilimanjaro	Wiki hii	57,000	185,000	180,000	120,000	120,000	NA	55,000
	Wiki iliyopita	58,500	185,000	180,000	130,000	130,000	NA	70,000
	<b>Badiliko</b>	▼2.6%	▶0.0%	▶0.0%	▼8.3%	▼8.3%		▼27.3%
Katavi	Wiki hii	38,500	115,000	180,000	190,000	NA	190,000	57,500
	Wiki iliyopita	38,500	110,000	180,000	190,000	NA	190,000	57,500
	<b>Badiliko</b>	▶0.0%	▲4.3%	▶0.0%	▶0.0%		▶0.0%	▶0.0%

**Zingatia:**

- ✓ Bei hizi ni za wastani kwa masoko ya jumla.
- ✓ Alama (▲▼▶) zinaelezea mabadiliko ya bei: (▲) bei imeongezeka; (▼) bei imepungua; (▶) hakuna mabadiliko au mabadiliko ni chini ya asilimia moja.
- ✓ N/A bei haikupatikana

**Chanzo cha takwimu: Wizara ya Kilimo na Wizara ya Viwanda na Biashara**

**Jedwali 3: Bei za mchele na mahindi kwa masoko ya Uganda (TZS/Kilo)**

	Mchele		Mahindi	
	Bei ya chini	Bei ya juu	Bei ya chini	Bei ya juu
Bei za jumla	1,820	1,950	488	520
Bei za rejareja	1,940	2,270	840	905

Chanzo: <https://farmgainafrica.org/> Tarehe 26 Novemba, 2021

**Jedwali 4: Wastani wa Bei (TZS) za mazao ya Horticulture katika masoko mbalimbali kwa wiki ya tarehe 17 – 24 Novemba, 2021**

	Nyanya	Vitunguu	Tikitimaji	Nanasi	Pilipili hoho	Tango
Mkoa	Nyanya (40 Kg Crate)	Vitunguu (100 Kg Sack)	Tikitimaji (Kilo)	Nanasi (Kilo)	Pilipili hoho (50 Kg Sack)	Tango (100 Kg Sack)
Nairobi	37,950	140,800	638	550	41,800	77,000
Mombasa	37,400	133,192	770		52,250	88,000
Zanzibar	40,000	130,000	650	575	21,250	77,500
Dar es salaam	33,333	153,333	367	317	77,778	100,000
Morogoro	39,000	90,000	425	1,000	41,667	66,667
Dodoma	38,750	120,000	363	288	27,083	55,000
Shinyanga	30,000	116,667	625	500	27,083	40,000
Mwanza	35,000	125,000	500	900	23,500	47,000
Arusha	32,333	173,333	520	433	36,667	73,333
Tanga	35,000	122,667	617	625	40,000	71,667
Lindi	36,250	135,417	600	725	42,500	51,250
Mtwara	41,250	116,667	500	425	75,000	90,000
Mbeya	35,000	95,417	573	1,238	49,500	114,500
<b>Average</b>	<b>36,251</b>	<b>127,115</b>	<b>550</b>	<b>631</b>	<b>42,775</b>	<b>73,224</b>

Chanzo: TAHA, 2021

**Jedwali 5: Mauzo ya kahawa kwa msimu wa mwaka 2021/2022 hadi kufikia tarehe 22 Novemba, 2021**

Aina ya Kahawa	Mnada		Soko la moja kwa moja		Viwanda vya ndani		Jumla	
	Kilo	USD	Kilo	USD	Kilo	USD	Kilo	USD
Arabika Laini	13,107,679	48,635,123	8,164,639	33,329,580	20,905	88,214	21,293,223	82,052,916.78
Arabika Ngumu	12,640	32,624	329,365	887,186			342,005	919,809.42
Robusta	836,280	1,837,054	20,941,402	32,668,934	285,176	408,441	22,062,858	34,914,429.40
<b>Jumla</b>	<b>13,956,599</b>	<b>50,504,801</b>	<b>29,435,406</b>	<b>66,885,700</b>	<b>306,081</b>	<b>496,655</b>	<b>43,698,086</b>	<b>117,887,156.60</b>

Chanzo: Bodi ya Kahawa Tanzania, 2021

**Jedwali 6: Mauzo ya kakao kwa msimu wa 2021/2022 hadi kufikia tarehe 22 Novemba, 2021**

Halmashauri			Kiasi kilichouzwa (Kilo)	Wastani wa Bei (Shilingi/Kilo)	Jumla (Shilingi)
Kyela (Kilo)	Busokelo (Kilo)	Rungwe (Kilo)			
3,960,120.0	1,122,350.0	396,710.0	5,479,180.0	4,981.79	26,247,274,400.00

Chanzo: Tume ya Maendeleo ya Ushirika, 2021

**Jedwali 7: Mauzo ya korosho kwa msimu wa mwaka 2021/22 hadi kufikia tarehe 24 Novemba, 2021.**

Tarehe Ya Mnada	Chama	Kiasi Kilichouzwa (Kilo)	Thamani (Sh.)	Bei Ya Juu (Sh/Kilo)	Bei Ya Chini (Sh/Kilo)
10/8/2021	TANECU	1,486,267.00	3,420,523,352.00	2,445	2,231
10/15/2021	MAMCU	5,098,878.00	11,542,628,036.00	2,400	2,220
10/15/2021	TANECU	3,124,930.00	7,120,118,097.00	2,401	2,320
10/16/2021	LINDI MWAMBAO	5,012,932.00	10,978,586,607.00	2,286	2,100
10/17/2021	RUNALI	2,730,716.00	6,150,411,553.00	2,282	2,235
10/20/2021	CORECU	3,007,185.00	5,481,706,438.00	1,955	1,600
10/22/2021	MAMCU	7,400,607.00	16,470,184,510.00	2,321	2,070
10/22/2021	TANECU	5,990,924.00	13,577,069,466.00	2,311	2,255
10/23/2021	LINDI MWAMBAO	3,242,589.00	6,756,999,080.00	2,260	2,020
10/24/2021	RUNALI	4,306,058	9,776,043,560	2,311	2,240
10/27/2021	CORECU	1,367,920	2,611,326,307	2,010	2,003
10/28/2021	TAMCU	1,745,804	3,753,478,600	2,150	
10/29/2021	TANECU	9,171,363	19,544,928,270	2,262	2,100
10/29/2021	MAMCU	9,340,829	20,080,690,334	2,265	2,100
11/3/2021	CORECU	2,076,803	4,157,304,631	2,060	2,054
11/4/2021	TAMCU	1,895,254	4,089,193,679	2,170	2,152
11/5/2021	TANECU	8,787,843	19,911,677,504	2,400	2,170
11/5/2021	MAMCU	11,899,670	26,274,972,200	2,331	2,050
11/6/2021	LINDI MWAMBAO	6,351,774	13,022,281,466	2,210	2,010
11/7/2021	RUNALI	11,078,984	24,614,051,923	2,352	2,120
11/10/2021	CORECU	1,905,229	3,788,126,366	2,040	2,030
12/11/2021	TANECU	7,331,046	15,930,786,599	2,305	2,110
12/11/2021	MAMCU	8,844,143	18,732,532,992	2,296	2,000
13/11/2021	LINDI MWAMBAO	1,810,557	3,652,080,283	2,040	2,001
14/11/2021	RUNALI	7,419,623	16,414,639,456	2,293	2,120
17/11/2021	CORECU	1,566,867	3,107,472,387	2,050	2,044
18/11/2021	TAMCU	7,944,905	15,970,999,803	2,267	2,005
19/11/2021	MAMCU	7,050,420	15,037,727,051	2,267	2,005
19/11/2021	TANECU	4,353,460	9,796,883,318	2,315	2,170
20/11/2021	LINDI MWAMBAO	1,254,328	2,477,480,529	2,070	1,960

21/11/2021	RUNALI	5,938,798	13,319,841,218	2,277	2,215
24/11/2021	CORECU	1,258,592	2,483,328,003	2,060	2,020
<b>JUMLA YA MAUZO YOTE</b>		<b>161,796,299</b>	<b>350,043,821,199</b>	<b>2,445</b>	<b>1,950</b>

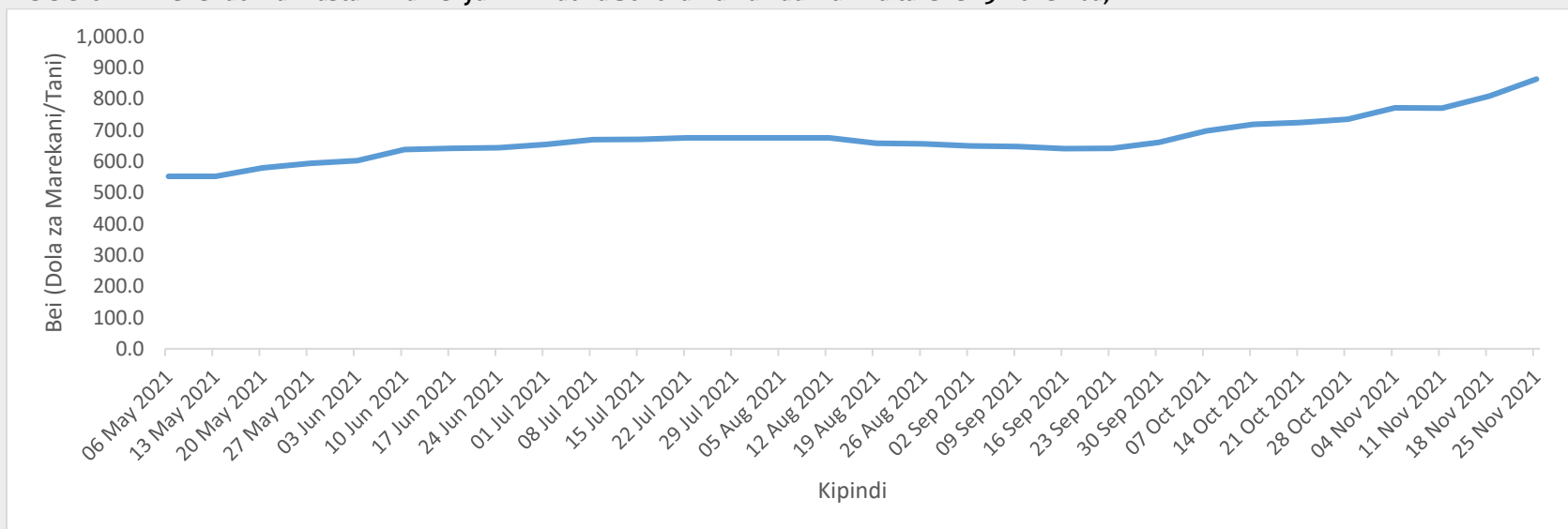
Chanzo: Bodi ya Korosho Tanzania, 2021

**Jedwali 8: Miezi sahihi ya kupanda na kuvuna ili kupata bei nzuri**

Zao	Wakati unaofaa kuvuna	Wakati usiofaa kuvuna	Wakati unaofaa kupanda
Vitunguu	Feb- Julai	Julai- Nov	Sept- Des
Nyanya	Jan- Mei	Des - Juni	Sept- Des
Hoho kijani	Feb- Aprili	Juni - Jan	Okt- Nov
Karoti	Okt- Machi	Sep - Apr	Julai- Okt
Matango	Feb- Mei	Mei - Jan	Des- Jan
Viazi mviringo	Machi- Juni	Julai - Jan	Des- Feb
Tikiti maji	Machi- Aprili, Oktoba - Desemba	Mei- Sep, Des- Feb	Jan- Feb, Ago- Sept
Hoho za rangi	Jun- Nov	Mei - Des	Feb- Machi
Tangawizi	Aprili- Julai	Machi - Aug	Des- Feb

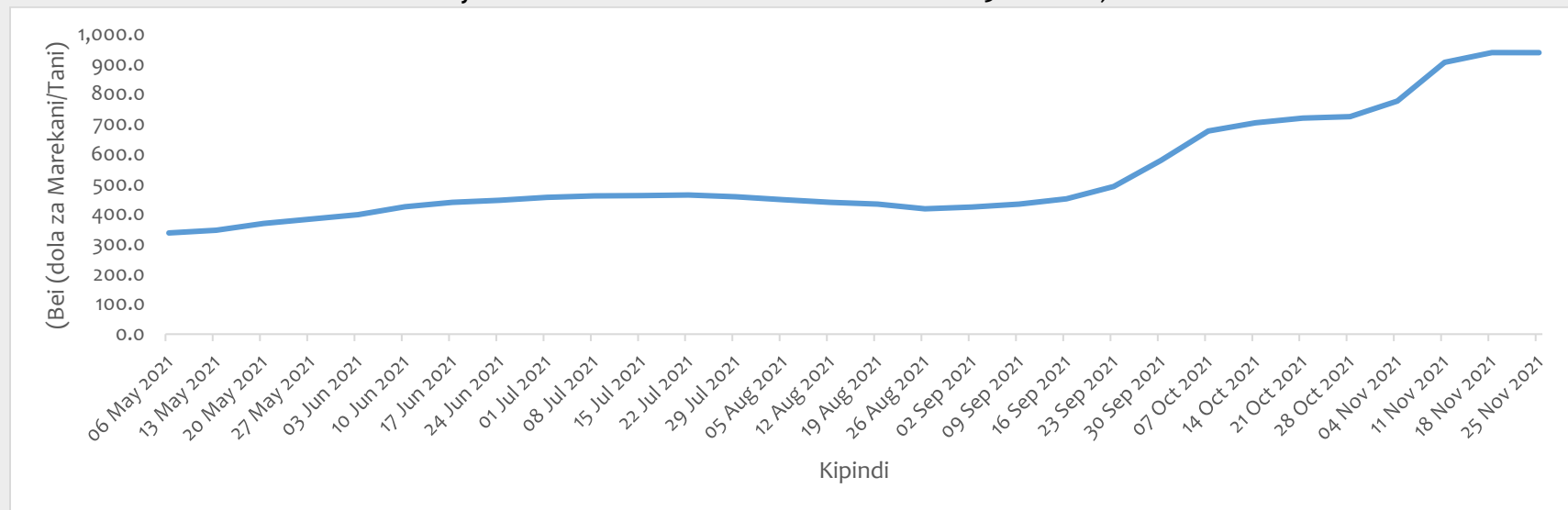
Chanzo: TAHA, 2020

**Kielelezo 1: Mwenendo wa Wastani wa Bei ya DAP katika Soko la Dunia hadi kufikia tarehe 25 Novemba, 2021**



Chanzo: Mamlaka ya Mbolea Tanzania, 2021

## Kielelezo 2: Mwenendo wa Wastani wa Bei ya UREA katika Soko la Dunia hadi kufikia tarehe 25 Novemba,2021



Chanzo: Mamlaka ya Mbolea Tanzania, 2021

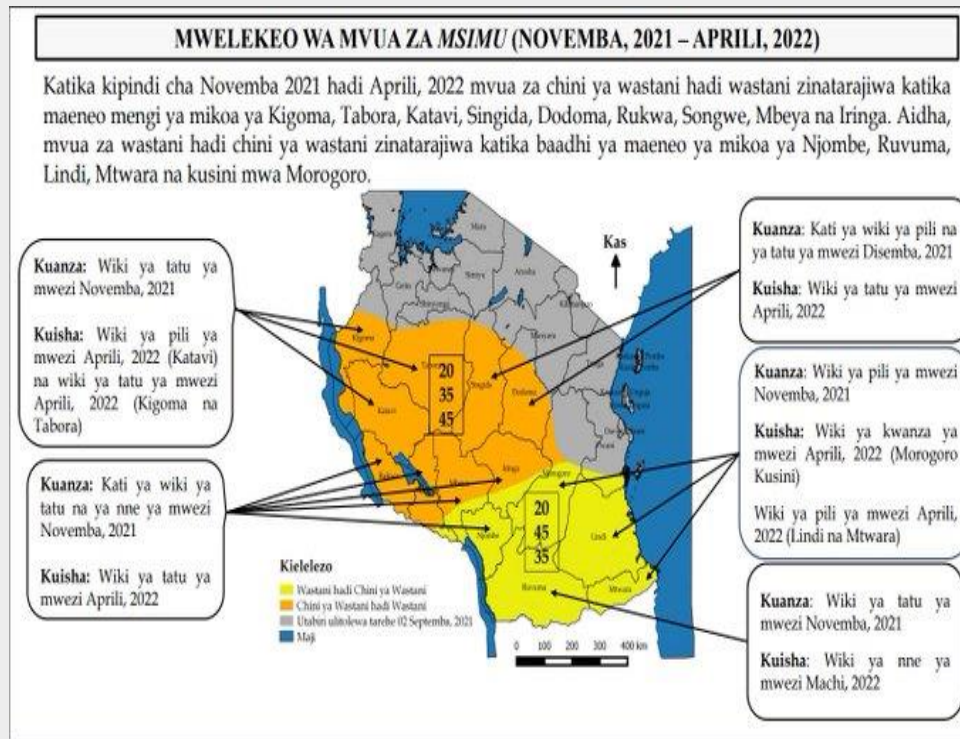
### Habari Muhimu

- ✓ Wizara ya Kilimo imeanzisha jukwaa la soko la mtandaoni (M-Kilimo) ili kuwezesha upatikanaji wa masoko kwa wakulima na wafanyabiashara. Tembelea [M-Kilimo - Marketplace](#)

### Kwa maelezo zaidi wasiliana na:

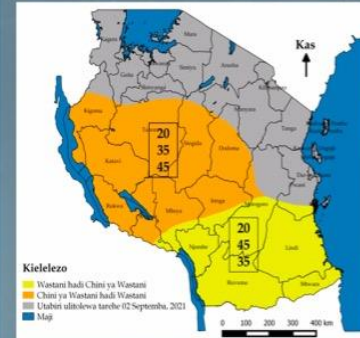
Kaimu Mkurugenzi Msaidizi,  
Sehemu ya Masoko ya Mazao,  
Wizara ya Kilimo,  
S.L.P 2182, DODOMA.  
Barua pepe: masoko@kilimo.go.tz  
Simu: +255 686 107 673 / +255 713 309 122

**Kiambatisho: Mwenendo wa Mvua za Msimu (Novemba 2021- Aprili 2022)**



**Chanzo : Mamlaka ya Hali ya Hewa Tanzania**

**Dondoo muhimu za mvua za Msimu (Novemba, 2021 – Aprili, 2022)**



Taarifa hii inatoa uchambuzi wa mwenendo wa mifumo ya hali ya hewa na mwelekeo wa mvua za Msimu kwa maeneo yanayopata msimu mmoja wa mvua kwa mwaka (kanda ya magharibi, kati, nyanda za juu kusini magharibi, kusini mwa nchi, ukanda wa pwani ya kusini pamoja na maeneo yaliyoko kusini mwa mkoa wa Morogoro) katika kipindi cha miezi ya Novemba, 2021 hadi Aprili, 2022. Ushauri na tahadhari umetolewa kwa wadau wa sekta mbalimbali wanaotumia taarifa za hali ya hewa katika utekelezaji wa majukumu yao kama vile kilimo na usalama wa chakula, mifugo na uvuvi, maliasili, wanyamapori na utalii, nishati na maji, usafirishaji (nchi kavu, kwenye maji na angani), mamlaka za miji, afya, sekta binafsi pamoja na menejimenti za maafa. Muhtasari wa mwelekeo wa mvua hizo na athari zake ni kama ifuatavyo:

**Mwelekeo wa mvua za Msimu kwa maeneo yanayopata msimu mmoja wa mvua kwa mwaka**

- Mvua zinatarijiwa kuwa za chini ya wastani hadi wastani katika maeneo mengi ya mikoa ya Kigoma, Tabora, Katavi, Singida, Dodoma, Rukwa, Songwe, Mbeya na Iringa. Aidha, mvua za wastani hadi chini ya wastani zinatarijiwa katika baadhi ya maeneo ya mikoa ya Njombe, Ruvuma, Lindi, Mtwara na kusini mwa mkoa wa Morogoro.
- Vipindi virefu vya ukavu vinatarajiwa kati ya mwezi Novemba, 2021 na Januari, 2022. Hata hivyo, ongezeko kidogo la mvua linatarajiwa mwezi Machi 2022.
- Mvua zinatarijiwa kuanza katika wiki ya tatu ya mwezi Novemba, 2021 katika maeneo mengi na kuisha kati ya wiki ya pili na ya tatu ya mwezi Aprili, 2022.

**Athari na ushauri**

- Upungufu mkubwa wa unyevunyevu katika udongo unatarajiwa kujitokeza katika maeneo mengi yanayopata mvua za Msimu na kuathiri ukuaji wa mazao.
- Kina cha maji katika mito, mabwawa na hifadhi ya maji ardhini kinatarajiwa kupungua hususan katika maeneo yanayotarajiwa kupata mvua za chini ya wastani.
- Mlipuko wa magojwa unatarajiwa kujitokeza kutokana na upungufu wa upatikanaji wa maji safi na salama.