



United Republic of Tanzania
Ministry of Agriculture
Agricultural Marketing Section

Weekly Market Bulletin

19 – 22 April, 2022

Key Messages

Food crops: Wholesale prices for food crops have increased and decreased at different rates compared to price levels last week, prices for maize, rice and finger millet have increased by an average 1.3%, 1.0% and 0.2% respectively. Prices for round potato and beans has decreased by an average 2.3% and 0.1% respectively while prices sorghum and bulrush millet remained constant.

Horticulture: Prices of different markets in the country for horticultural crops changed at different rates. Price for cucumber and onion increased by 5% and 1% respectively while prices for green pepper, water melon, tomato and pineapple decreased by 13%, 4%, 1% and 1% respectively.

Coffee: Total sales were 63,904,458 kilograms with a total value of USD 196 million for the week ended 30th March, 2022.

Cocoa: Total sales were 7,931,170 kilograms with a total value of TZS 37 billion for the week ended 18th April, 2022.

Cashew nut: Until 27th March, 2022, trade season total sale of raw cashew nut was 231,155,915 kilograms with a total value of TZS 489 billion.

Fertilizer: Until 21st April, 2022 average price in the world market of UREA increased by 0.2% while average price in the world market of DAP decreased by 0.5% compared to last week average price.

A weather report released by the meteorological authority shows rainfall (November, 2021-April, 2022) is anticipated to be below average in several areas (Annex 1). This might result in the rise of price of food crops.

Table 1: National weekly average wholesale prices (TZS/100 kg bag)

Previous week	Apr 11 - 15, 2022	Current week Apr 19 - 22, 2022						
	Week	Maize	Rice	Beans	Sorghum	Bulrush millet	Finger millet	Round Potato
National Average	Current	61,900	188,700	184,600	118,300	117,900	169,300	75,000
	Previous	61,100	186,900	184,700	118,300	117,900	168,900	76,700
	Change	▲ 1.3%	▲ 1.0%	▼ 0.1%	▶ 0.0%	▶ 0.0%	▲ 0.2%	▼ 2.3%

Table 2: Regional weekly average wholesale market prices (TZS/100 kg bag)

Region	Week	Maize	Rice	Beans	Sorghum	Bulrush millet	Finger millet	Round Potato
Dodoma	Current	65,300	188,300	185,000	68,500	66,000	137,300	76,800
	Previous	67,600	188,300	185,000	68,500	66,000	137,300	75,800
	Change	▼ 3.5%	▶ 0.0%	▶ 0.0%	▶ 0.0%	▶ 0.0%	▶ 0.0%	▲ 1.3%
Arusha	Current	76,500	225,000	170,000	63,500	69,000	144,000	87,500
	Previous	73,000	210,000	170,000	63,500	69,000	144,000	87,500
	Change	▲ 4.6%	▲ 6.7%	▶ 0.0%	▶ 0.0%	▶ 0.0%	▶ 0.0%	▶ 0.0%
Dar es Salaam	Current	75,300	212,500	232,500	110,000	90,000	170,000	64,400
	Previous	75,300	206,300	230,000	110,000	90,000	170,000	67,200
	Change	▶ 0.0%	▲ 2.9%	▲ 1.1%	▶ 0.0%	▶ 0.0%	▶ 0.0%	▼ 4.3%
Lindi	Current	70,000	200,000	200,000	200,000	NA	200,000	70,000
	Previous	67,500	197,500	200,000	200,000	NA	200,000	85,000
	Change	▲ 3.6%	▲ 1.3%	▶ 0.0%	▶ 0.0%		▶ 0.0%	▼ 21.4%
Morogoro	Current	63,600	214,000	199,000	175,000	175,000	175,000	97,500
	Previous	57,500	214,000	205,000	175,000	175,000	175,000	97,500
	Change	▲ 9.6%	▶ 0.0%	▼ 3.0%	▶ 0.0%	▶ 0.0%	▶ 0.0%	▶ 0.0%
Tanga	Current	58,200	190,000	185,000	100,000	100,000	175,000	90,000
	Previous	58,200	190,000	195,000	100,000	100,000	170,000	90,000
	Change	▶ 0.0%	▶ 0.0%	▼ 5.4%	▶ 0.0%	▶ 0.0%	▲ 2.9%	▶ 0.0%
Mtwara	Current	55,000	190,000	205,000	NA	NA	180,000	NA
	Previous	55,000	190,000	205,000	NA	NA	180,000	NA
	Change	▶ 0.0%	▶ 0.0%	▶ 0.0%			▶ 0.0%	
Iringa	Current	50,000	195,000	200,000	110,000	NA	150,000	55,000
	Previous	50,000	195,000	200,000	110,000	NA	150,000	55,000
	Change	▶ 0.0%	▶ 0.0%	▶ 0.0%	▶ 0.0%		▶ 0.0%	▶ 0.0%
Tabora	Current	59,000	160,000	190,000	NA	NA	NA	NA
	Previous	59,000	160,000	190,000	NA	NA	NA	NA
	Change	▶ 0.0%	▶ 0.0%	▶ 0.0%				
Rukwa	Current	55,000	165,000	170,000	NA	NA	NA	55,000
	Previous	55,000	165,000	170,000	NA	NA	NA	55,000
	Change	▶ 0.0%	▶ 0.0%	▶ 0.0%				▶ 0.0%
Kigoma	Current	53,000	180,000	110,000	100,000	125,000	190,000	90,000
	Previous	53,000	180,000	110,000	100,000	125,000	190,000	90,000
	Change	▶ 0.0%	▶ 0.0%	▶ 0.0%	▶ 0.0%	▶ 0.0%	▶ 0.0%	▶ 0.0%
Shinyanga	Current	57,500	170,000	175,000	95,000	95,000	NA	67,500
	Previous	57,500	170,000	175,000	95,000	95,000	NA	67,500
	Change	▶ 0.0%	▶ 0.0%	▶ 0.0%	▶ 0.0%	▶ 0.0%		▶ 0.0%

Region	Week	Maize	Rice	Beans	Sorghum	Bulrush millet	Finger millet	Round Potato
Mwanza	Current	65,000	190,000	200,000	160,000	165,000	180,000	85,000
	Previous	65,000	190,000	200,000	160,000	165,000	180,000	85,000
	Change	▶ 0.0%	▶ 0.0%	▶ 0.0%	▶ 0.0%	▶ 0.0%	▶ 0.0%	▶ 0.0%
Kagera	Current	57,500	185,000	150,000	130,000	130,000	140,000	67,500
	Previous	57,500	185,000	150,000	130,000	130,000	140,000	74,400
	Change	▶ 0.0%	▶ 0.0%	▶ 0.0%	▶ 0.0%	▶ 0.0%	▶ 0.0%	▼ 10.2%
Mara	Current	65,000	150,000	227,500	62,500	190,000	190,000	92,500
	Previous	65,000	150,000	227,500	62,500	190,000	190,000	92,500
	Change	▶ 0.0%	▶ 0.0%	▶ 0.0%	▶ 0.0%	▶ 0.0%	▶ 0.0%	▶ 0.0%
Manyara	Current	71,500	200,000	171,000	90,000	90,000	155,000	100,000
	Previous	66,000	190,000	159,000	90,000	90,000	155,000	105,000
	Change	▲ 7.7%	▲ 5.0%	▲ 7.0%	▶ 0.0%	▶ 0.0%	▶ 0.0%	▼ 5.0%
Njombe	Current	58,000	225,000	185,000	NA	NA	162,500	48,300
	Previous	58,000	225,000	185,000	NA	NA	162,500	48,300
	Change	▶ 0.0%	▶ 0.0%	▶ 0.0%			▶ 0.0%	▶ 0.0%
Kilimanjaro	Current	67,500	180,000	185,000	120,000	120,000	NA	70,000
	Previous	67,500	180,000	185,000	120,000	120,000	NA	70,000
	Change	▶ 0.0%	▶ 0.0%	▶ 0.0%	▶ 0.0%	▶ 0.0%		▶ 0.0%
Katavi	Current	52,500	165,000	167,500	190,000	NA	190,000	57,500
	Previous	52,500	165,000	167,500	190,000	NA	190,000	57,500
	Change	▶ 0.0%	▶ 0.0%	▶ 0.0%	▶ 0.0%		▶ 0.0%	▶ 0.0%

Source: Ministry of Investment, Industry and Trade

Notes:

- ✓ Unit of measurement: for food crops are in TZS per 100kg.
- ✓ The symbols (▲▼▶) depict the direction of price changes. (▲) price increased; (▼) price decreased; (▶) no change in price.
- ✓ N/A - data not available.

Table 3: Average Retail prices (TZS) for Horticulture products for a week of 15th – 20th April, 2022

Region	Tomato (40 Kg Crate)	Onion (100 Kg Sack)	Watermelon (Kg)	Pineapple (Kg)	Green Pepper (50 Kg Sack)	Cucumber (100 Kg Sack)
Nairobi	61,600	228,800	836	726	83,600	55,000
Mombasa	63,800	247,500	660		55,000	110,000
Dar es salaam	50,000	330,000	400	400	36,667	120,000
Morogoro	52,500	280,000	500	800	43,750	
Dodoma	33,333	300,000	400	783	36,667	60,000
Shinyanga	35,000	208,333	500	500	29,167	60,000
Mwanza	33,333	261,111	617	1,017	26,000	45,333
Arusha	50,000	218,750	650	675	37,500	52,500
Tanga	44,500	212,500	675	700	36,250	72,500
Lindi	50,000	218,750	650	675	37,500	52,500
Mtwara	50,000	275,000	400	700	100,000	90,000
Mbeya	45,000	225,000	877	1,767	51,000	118,667
Current average	47,422	250,479	597	795	47,758	76,045
Previous average	48,114	249,136	624	800	54,637	72,590
Change	▼1%	▲1%	▼4%	▼1%	▼13%	▲5%

Source: TAHA, 2022

Table 4: Coffee sales (by varieties) for 2021/22 trade season ending 30th March, 2022

Type of Coffee	Auction		Direct exports		Local roast		Total	
	KGS	USD	KGS	USD	KGS	USD	KGS	USD
Mild Arabica	17,443,712	66,463,399	18,813,020	83,588,763	73,283	244,327.36	36,330,015	150,296,489
Hard Arabica	15,760	38,814	665,385	1,446,056	5,400	4,320.00	686,545	1,489,190
Robusta	1,243,294	2,732,643	25,314,488	411,110,040	330,116	475,323.49	26,887,898	44,318,007
Total	18,702,766	69,234,856	44,792,893	126,144,856	408,799	723,970.85	63,904,458	196,108,686

Source: Tanzania Coffee Board, 2022

Table 5: Cocoa sales for 2021/22 trade season ending 18th April, 2022

LGA			Amount sold (Kilo)	Average price (TZS/Kg)	Total (TZS)
Kyela (Kg)	Busokelo (Kg)	Rungwe (Kg)			
5,989,450	1,429,510	512,210	7,931,170	4,753.63	37,157,883,470

Source: Tanzania Cooperative Development Commission, 2022

Table 6: Cashew nut sales for 2021/22 trade season ending 27th March, 2022

Union Name	Amount sold (Kg)	Maximum price (TZS/Kg) SG	Minimum price (TZS/Kg) SG	Maximum price (TZS/Kg) UG	Minimum price (TZS/Kg) SG	Value of amount sold (TZS)
TANECU	56,897,028	2,445	1,615	1,705	1,305	122,053,954,954
MAMCU	69,065,290	2,400	1,350	1,715	1,200	147,755,070,189
LINDI MWAMBAAO	19,415,656	2,286	1,700	1,710	1,635	40,156,622,949
RUNALI	46,372,299	2,352	1,400			102,113,318,103
CORECU	13,272,882	2,060	1,900	1,755	1,320	25,015,289,408
TAMCU	25,284,493	2,267	1,700			50,534,029,863
MOFACU	137,080	2,270	1,850			292,763,930
TACACU	711,187	1,700	1,610	1,250	1,200	1,137,802,010
TOTAL SALES	231,155,915	2,445	1,500	1,755	1,200	489,058,851,406

Source: Tanzania Cashewnut Board, 2022

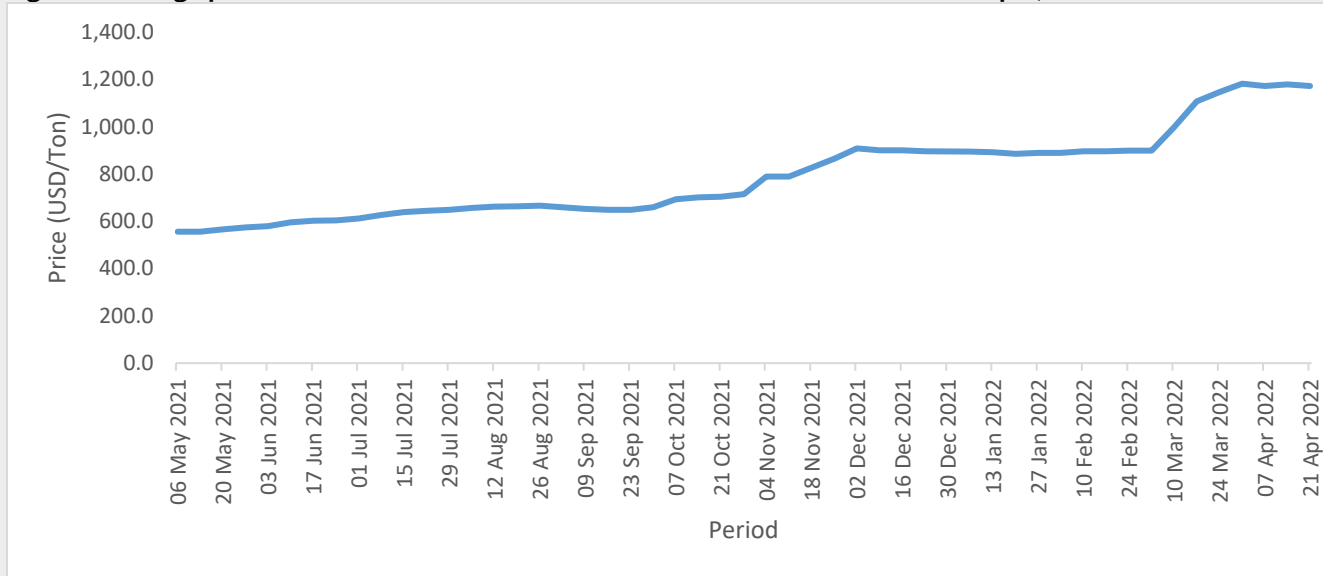
NB: SG: Standard Grade UG: Under Grade

Table 7: Planting and harvesting time for better market price for horticultural crops

Commodity	The appropriate harvesting time	The inappropriate harvesting time	Proper time for planting
Onions	Feb- July	July- Nov	Sept- Dec
Tomatoes	Jan- May	Jun- Dec	Sept- Dec
Green pepper	Feb- Apr.	Jun- Jan.	Oct – Nov
Carrot	Oct- Mar.	Apr- Sept	July- Oct
Cucumber	Feb- May	May- Jan	Dec- Jan
Round potatoes	March- Jun	Jul- Jan	Dec- Feb
Watermelon	Mar- Apr. Oct-Dec	May- Sept, Dec- Feb	Jan- Feb, Aug- Sept
Sweet pepper	Jun- Nov	Dec- May	Feb- March
Ginger	Apr- Jul	Aug - Mar	Dec- Feb

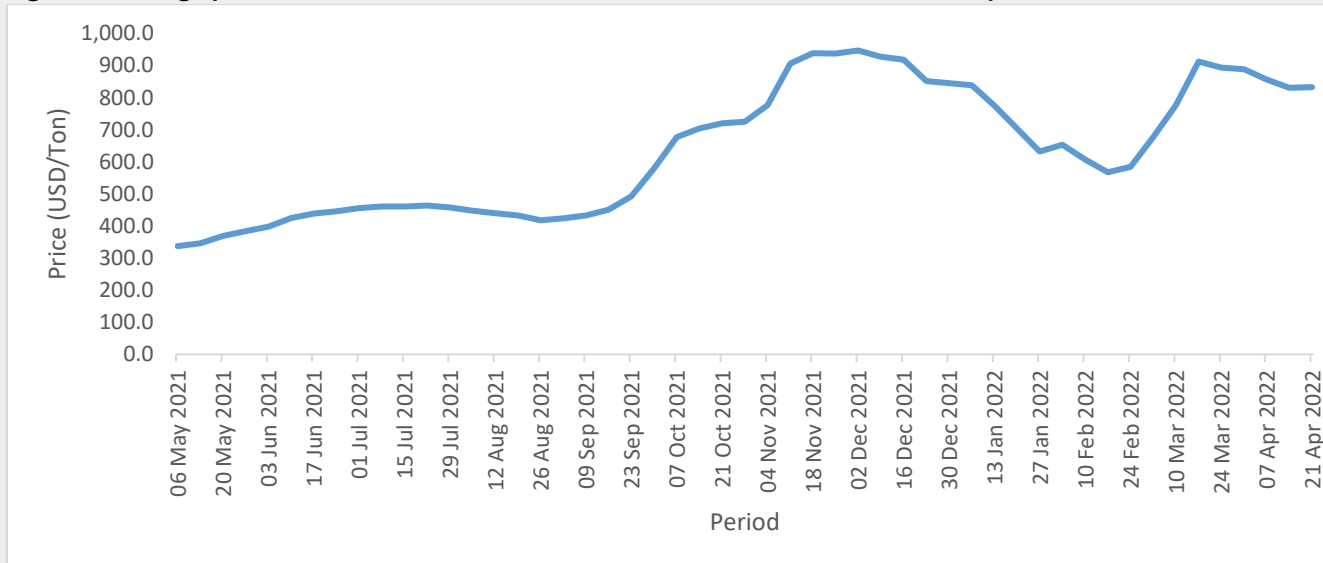
Source: TAHA, 2020

Figure 1: Average price trend of UREA fertilizer in the world market as a season of 21st April, 2022



Source: TFRA, 2022

Figure 2: Average price trend of DAP fertilizer in the world market as a season of 21st April, 2022



Source: TFRA, 2022

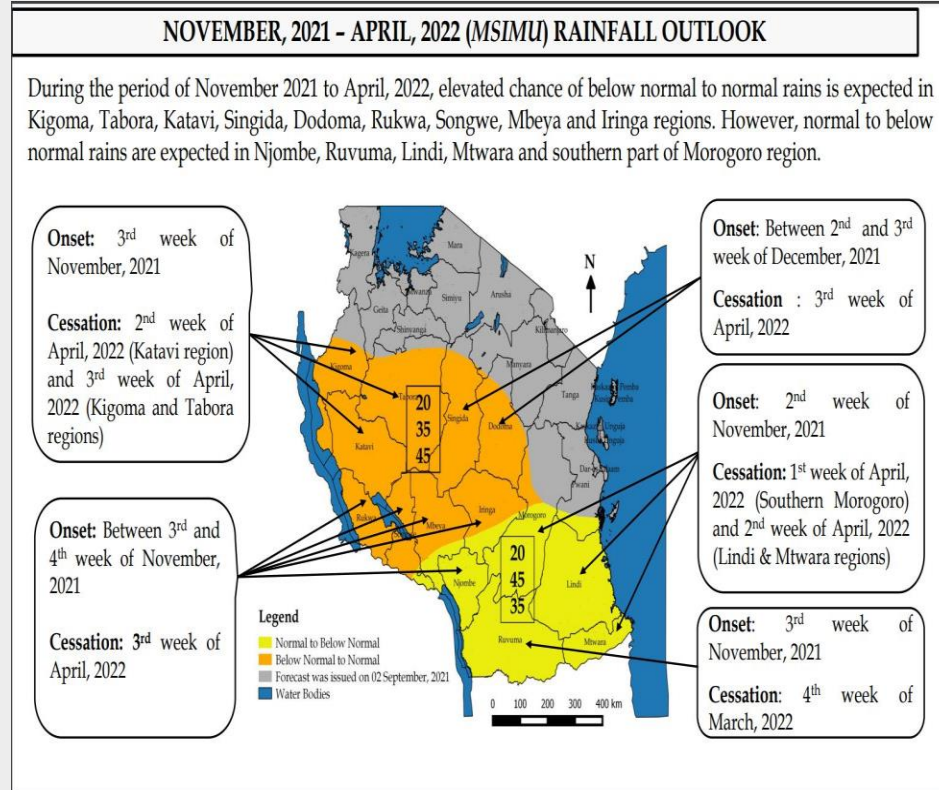
Important updates

- ✓ The Ministry of Agriculture has established an online market platform (M-Kilimo) to facilitate market access by farmers and traders through their mobile phones, how to access services; -
 - ❖ USSD: Dial *152*00# select No. 7 then Na. 2 then follow the instructions
 - ❖ Website: open exts.kilimo.go.tz then select the service

Contacts

Agricultural Marketing Section,
Ministry of Agriculture,
P.O. Box 2182, DODOMA.
Email: masoko@kilimo.go.tz

Annex: Rainfall Outlook Nov, 2021- April, 2022



Source: Tanzania Meteorological Authority

TMA MAMLAKA YA HALI YA HEWA TANZANIA
ISO 9001: 2015 Huduma za Hali ya Hewa kwa Usafiri wa Anga

Dondoo muhimu za mvua za Msimu (Novemba, 2021 – Aprili, 2022)

Taarifa hii inatoa uchambuzi wa mwenendo wa mifumo ya hali ya hewa na mwelekeo wa mvua za Msimu kwa maeneo yanayopata msimu mmoja wa mvua kwa mwaka (kanda ya magharibi, kati, nyanda za juu kusini magharibi, kusini mwa nchi, ukanda wa pwani ya kusini pamoja na maeneo yaliyoko kusini mwa mkoa wa Morogoro) katika kipindi cha miezi ya Novemba, 2021 hadi Aprili, 2022. Ushauri na tahadhari umetolewa kwa wadau wa sekta mbalimbali wanaotumia taarifa za hali ya hewa katika utekelezaji wa majukumu yao kama vile kilimo na usalama wa chakula, mifugo na uvuvi, maliasili, wanyamapori na utalii, nishati na maji, usafirishaji (nchi kavu, kwenye maji na angani), mamlaka za miji, afya, sekta binafsi pamoja na menejimenti za maafa. Muhtasari wa mwelekeo wa mvua hizo na athari zake ni kama ifuatavyo:

Mwelekeo wa mvua za Msimu kwa maeneo yanayopata msimu mmoja wa mvua kwa mwaka

- Mvua zinatarajiwa kuwa za chini ya wastani hadi wastani katika maeneo mengi ya mikoa ya Kigoma, Tabora, Katavi, Singida, Dodoma, Rukwa, Songwe, Mbeya na Iringa. Aidha, mvua za wastani hadi chini ya wastani zinatarajiwa katika baadhi ya maeneo ya mikoa ya Njombe, Ruvuma, Lindi, Mtwara na kusini mwa mkoa wa Morogoro.
- Vipindi virefu vya ukavu vinatarajiwa kati ya mwezi Novemba, 2021 na Januari, 2022. Hata hivyo, ongezeko kidogo la mvua linatarajiwa mwezi Machi 2022.
- Mvua zinatarajiwa kuanza katika wiki ya tatu ya mwezi Novemba, 2021 katika maeneo mengi na kuisha kati ya wiki ya pili na ya tatu ya mwezi Aprili, 2022.

Athari na ushauri

- Upungufu mkubwa wa unyevunyevu katika udongo unatarajiwa kujitokeza katika maeneo mengi yanayopata mvua za Msimu na kuathiri ukuaji wa mazao.
- Kina cha maji katika mito, mabwawa na hifadhi ya maji ardhini kinatarajiwa kupungua hususan katika maeneo yanayotarajiwa kupata mvua za chini ya wastani.
- Mlipuko wa magojwa unatarajiwa kujitokeza kutokana na upungufu wa upatikanaji wa maji safi na salama.

[f @tmaservices](https://www.facebook.com/tmaservices)
 [@tma_services](https://twitter.com/tma_services)
 [@tanzaniameteorological](https://www.instagram.com/tanzaniameteorological)
[tanzaniametagency](https://www.youtube.com/channel/UC...)
 www.metotz1950.blogspot.com
 [TMAonline TV](https://www.tmaonline.tv)