



**United Republic of Tanzania  
Ministry of Agriculture  
Agricultural Marketing Section**

**Weekly Market Bulletin**

**28 Mar – 1 Apr, 2022**

**Key Messages**

This week, wholesale prices for food crops have increased and decreased at different rates compared to price levels last week. Some variations in the average prices of crops were observed across the markets.

Prices for bulrush millet, round potatoes, maize, finger millet and beans increased by an average 4.5%, 3.4%, 3.0%, 1.2% and 0.7% respectively. Price for rice decreased by 1.5%, price of sorghum remained constant.

Coffee: Total sales were 63,904,458 kilograms with a total value of USD 196 million for the week ended 30<sup>th</sup> March, 2022.

Cocoa: Total sales were 7,502,070 kilograms with a total value of TZS 35 billion for the week ended 28<sup>th</sup> March, 2022.

Cashew nut: Until 27<sup>th</sup> March, 2022, trade season total sale of raw cashew nut was 231,155,915 kilograms with a total value of TZS 489 billion.

Fertilizer: Until 31<sup>st</sup> March, 2022 average price in the world market of DAP has increased by 3%, while averages prices of UREA in world market has decreased by 0.5% compared to last week average price. The ongoing Russia-Ukraine conflict, as well as the Covid-19 supply chain disruptions, have all contributed to rising fertilizer prices.

A weather report released by the meteorological authority shows rainfall (November, 2021-April, 2022) is anticipated to be below average in several areas (Annex 1). This might result in the rise of price of food crops.

**Table 1: National weekly average wholesale prices (TZS/100 kg bag)**

Previous week	Mar 21 - 25, 2022	Current week	Mar 28 - Apr 1, 2022					
National Average	Week	Maize	Rice	Beans	Sorghum	Bulrush millet	Finger millet	Round Potato
	Current	62,500	185,600	186,800	120,400	118,800	167,100	79,400
	Previous	60,600	188,300	185,500	120,400	113,400	165,100	76,700
	Change	▲ 3.0%	▼ 1.5%	▲ 0.7%	▶ 0.0%	▲ 4.5%	▲ 1.2%	▲ 3.4%

Table 2: Regional weekly average wholesale market prices (TZS/100 kg bag)

Region	Week	Maize	Rice	Beans	Sorghum	Bulrush millet	Finger millet	Round Potato
Dodoma	Current	53,300	187,000	187,500	63,300	66,000	137,300	93,100
	Previous	51,800	187,000	187,000	62,900	66,000	138,500	81,800
	Change	▲ 2.8%	▶ 0.0%	▲ 0.3%	▲ 0.6%	▶ 0.0%	▼ 0.9%	▲ 12.1%
Arusha	Current	61,000	210,000	175,000	62,500	69,000	138,500	95,000
	Previous	59,500	210,000	175,000	62,500	67,500	138,500	82,500
	Change	▲ 2.5%	▶ 0.0%	▶ 0.0%	▶ 0.0%	▲ 2.2%	▶ 0.0%	▲ 13.2%
Dar es Salaam	Current	79,000	210,000	230,000	110,000	85,000	170,000	61,300
	Previous	67,000	205,000	235,000	110,000	80,000	170,000	61,900
	Change	▲ 15.2%	▲ 2.4%	▼ 2.2%	▶ 0.0%	▲ 5.9%	▶ 0.0%	▼ 1.0%
Lindi	Current	75,000	205,000	195,000	175,000	NA	180,000	92,500
	Previous	75,000	205,000	195,000	175,000	NA	180,000	92,500
	Change	▶ 0.0%	▶ 0.0%	▶ 0.0%	▶ 0.0%		▶ 0.0%	▶ 0.0%
Morogoro	Current	58,800	198,500	195,000	175,000	175,000	172,500	92,500
	Previous	58,800	198,500	195,000	175,000	175,000	172,500	92,500
	Change	▶ 0.0%	▶ 0.0%	▶ 0.0%	▶ 0.0%	▶ 0.0%	▶ 0.0%	▶ 0.0%
Tanga	Current	77,500	190,000	195,000	100,000	110,000	170,000	87,800
	Previous	65,000	190,000	195,000	100,000	110,000	170,000	85,600
	Change	▲ 16.1%	▶ 0.0%	▶ 0.0%	▶ 0.0%	▶ 0.0%	▶ 0.0%	▲ 2.5%
Mtwara	Current	55,000	190,000	205,000	NA	NA	180,000	NA
	Previous	55,000	190,000	205,000	NA	NA	180,000	NA
	Change	▶ 0.0%	▶ 0.0%	▶ 0.0%			▶ 0.0%	
Iringa	Current	49,000	210,000	205,000	110,000	NA	150,000	56,300
	Previous	47,000	205,000	205,000	110,000	NA	150,000	56,300
	Change	▲ 4.1%	▲ 2.4%	▶ 0.0%	▶ 0.0%		▶ 0.0%	▶ 0.0%
Rukwa	Current	55,000	165,000	170,000	NA	NA	NA	55,000
	Previous	54,300	167,500	173,800	NA	NA	NA	62,500
	Change	▲ 1.3%	▼ 1.5%	▼ 2.2%				▼ 13.6%
Kigoma	Current	61,000	170,000	110,000	90,000	125,000	190,000	100,000
	Previous	61,000	170,000	110,000	90,000	125,000	190,000	100,000
	Change	▶ 0.0%	▶ 0.0%	▶ 0.0%	▶ 0.0%	▶ 0.0%	▶ 0.0%	▶ 0.0%
Shinyanga	Current	57,500	170,000	175,000	95,000	95,000	NA	67,500
	Previous	NA	NA	NA	NA	NA	NA	NA
	Change							

Region	Week	Maize	Rice	Beans	Sorghum	Bulrush millet	Finger millet	Round Potato
Mwanza	Current	69,000	177,500	192,500	150,000	170,000	180,000	92,500
	Previous	69,000	177,500	192,500	150,000	170,000	180,000	92,500
	Change	▶ 0.0%	▶ 0.0%	▶ 0.0%	▶ 0.0%	▶ 0.0%	▶ 0.0%	▶ 0.0%
Kagera	Current	56,500	167,500	150,000	130,000	130,000	140,000	62,500
	Previous	56,500	167,500	150,000	130,000	130,000	140,000	62,500
	Change	▶ 0.0%	▶ 0.0%	▶ 0.0%	▶ 0.0%	▶ 0.0%	▶ 0.0%	▶ 0.0%
Mara	Current	65,000	150,000	227,500	62,500	190,000	190,000	92,500
	Previous	NA	NA	NA	NA	NA	NA	NA
	Change							
Manyara	Current	63,300	190,000	159,000	90,000	90,000	155,000	105,000
	Previous	60,000	190,000	159,000	90,000	90,000	150,000	85,000
	Change	▲ 5.2%	▶ 0.0%	▶ 0.0%	▶ 0.0%	▶ 0.0%	▲ 3.2%	▲ 19.0%
Njombe	Current	58,000	220,000	185,000	NA	NA	162,500	50,500
	Previous	58,000	220,000	185,000	NA	NA	162,500	50,500
	Change	▶ 0.0%	▶ 0.0%	▶ 0.0%			▶ 0.0%	▶ 0.0%
Kilimanjaro	Current	67,500	180,000	185,000	120,000	120,000	NA	70,000
	Previous	67,500	180,000	185,000	120,000	120,000	NA	70,000
	Change	▶ 0.0%	▶ 0.0%	▶ 0.0%	▶ 0.0%	▶ 0.0%		▶ 0.0%
Katavi	Current	64,000	150,000	220,000	190,000	NA	190,000	75,000
	Previous	64,000	150,000	220,000	190,000	NA	190,000	75,000
	Change	▶ 0.0%	▶ 0.0%	▶ 0.0%	▶ 0.0%		▶ 0.0%	▶ 0.0%

Source: Ministry of Investment, Industry and Trade

**Notes:**

- ✓ Unit of measurement: for food crops are in TZS per 100kg.
- ✓ The symbols (▲▼▶) depict the direction of price changes. (▲) price increased; (▼) price decreased; (▶) no change in price.
- ✓ N/A - data not available.

**Table 3: Average Retail prices (TZS) for Horticulture products for a week of 25<sup>th</sup> – 30<sup>th</sup> March, 2022**

Region	Tomato (40 Kg Crate)	Onion (100 Kg Sack)	Watermelon (Kg)	Pineapple (Kg)	Green Pepper (50 Kg Sack)	Cucumber (100 Kg Sack)
Nairobi	44,000	206,800	748	660	90,933	46,200
Mombasa	45,467	261,250	660		62,333	117,333
Dar es salaam	43,250	322,500	400	400	60,417	152,500
Morogoro	36,000	293,333	500	733	41,667	67,778
Dodoma	40,000	300,000	367	600	25,833	57,778
Shinyanga	30,000	179,167	625	500	27,083	55,000
Mwanza	36,000	233,333	533	917	26,667	50,000
Arusha	48,333	247,222	733	567	36,667	51,667
Tanga	35,000	188,750	525	675	32,500	77,500
Lindi	48,333	247,222	733	567	36,667	51,667
Mtwara	86,667	250,000	400	533	83,333	75,000
Mbeya	44,000	242,917	1,250	1,313	46,000	120,500
<b>Average</b>	<b>44,754</b>	<b>247,708</b>	<b>623</b>	<b>679</b>	<b>47,508</b>	<b>76,910</b>

Source: TAHA, 2022

**Table 4: Coffee sales (by varieties) for 2021/22 trade season ending 30<sup>th</sup> March, 2022**

Type of Coffee	Auction		Direct exports		Local roast		Total	
	KGS	USD	KGS	USD	KGS	USD	KGS	USD
Mild Arabica	17,443,712	66,463,399	18,813,020	83,588,763	73,283	244,327.36	36,330,015	150,296,489
Hard Arabica	15,760	38,814	665,385	1,446,056	5,400	4,320.00	686,545	1,489,190
Robusta	1,243,294	2,732,643	25,314,488	411,110,040	330,116	475,323.49	26,887,898	44,318,007
<b>Total</b>	<b>18,702,766</b>	<b>69,234,856</b>	<b>44,792,893</b>	<b>126,144,856</b>	<b>408,799</b>	<b>723,970.85</b>	<b>63,904,458</b>	<b>196,108,686</b>

Source: Tanzania Coffee Board, 2022

**Table 5: Cocoa sales for 2021/22 trade season ending 28<sup>th</sup> March, 2022**

LGA			Amount sold (Kilo)	Average price (TZS/Kg)	Total (TZS)
Kyela (Kg)	Busokelo (Kg)	Rungwe (Kg)			
5,614,040	1,385,060	502,970	7,502,070	4,763.58	35,225,557,130

Source: Tanzania Cooperative Development Commission, 2022

**Table 6: Cashew nut sales for 2021/22 trade season ending 27<sup>th</sup> March, 2022**

Union Name	Amount sold (Kg)	Maximum price (TZS/Kg) SG	Minimum price (TZS/Kg) SG	Maximum price (TZS/Kg) UG	Minimum price (TZS/Kg) SG	Value of amount sold (TZS)
TANECU	56,897,028	2,445	1,615	1,705	1,305	122,053,954,954
MAMCU	69,065,290	2,400	1,350	1,715	1,200	147,755,070,189
LINDI MWAMBAO	19,415,656	2,286	1,700	1,710	1,635	40,156,622,949
RUNALI	46,372,299	2,352	1,400			102,113,318,103
CORECU	13,272,882	2,060	1,900	1,755	1,320	25,015,289,408
TAMCU	25,284,493	2,267	1,700			50,534,029,863
MOFACU	137,080	2,270	1,850			292,763,930
TACACU	711,187	1,700	1,610	1,250	1,200	1,137,802,010
<b>TOTAL SALES</b>	<b>231,155,915</b>	<b>2,445</b>	<b>1,500</b>	<b>1,755</b>	<b>1,200</b>	<b>489,058,851,406</b>

Source: Tanzania Cashewnut Board, 2022

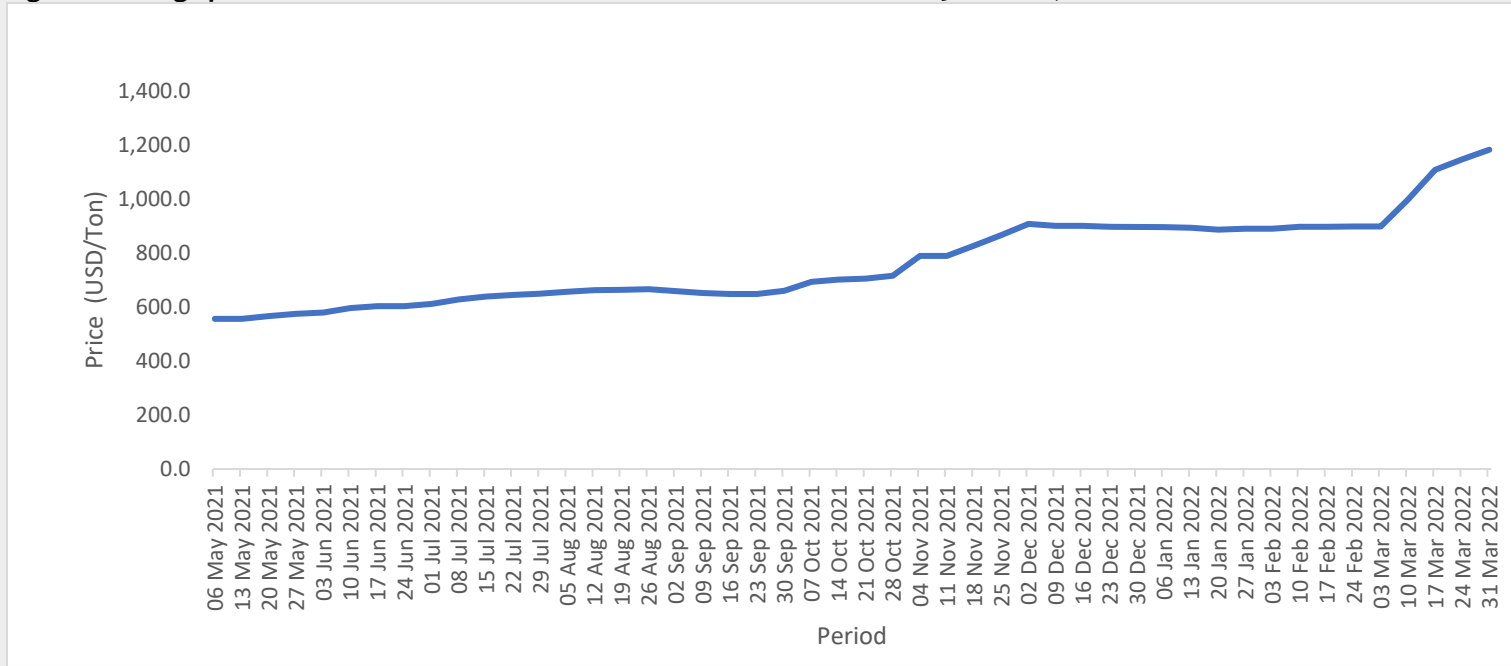
NB: SG: Standard Grade UG: Under Grade

**Table 7: Planting and harvesting time for better market price for horticultural crops**

Commodity	The appropriate harvesting time	The inappropriate harvesting time	Proper time for planting
Onions	Feb- July	July- Nov	Sept- Dec
Tomatoes	Jan- May	Jun- Dec	Sept- Dec
Green pepper	Feb- Apr.	Jun- Jan.	Oct – Nov
Carrot	Oct- Mar.	Apr- Sept	July- Oct
Cucumber	Feb- May	May- Jan	Dec- Jan
Round potatoes	March- Jun	Jul- Jan	Dec- Feb
Watermelon	Mar- Apr. Oct-Dec	May- Sept, Dec- Feb	Jan- Feb, Aug- Sept
Sweet pepper	Jun- Nov	Dec- May	Feb- March
Ginger	Apr- Jul	Aug- Mar	Dec- Feb

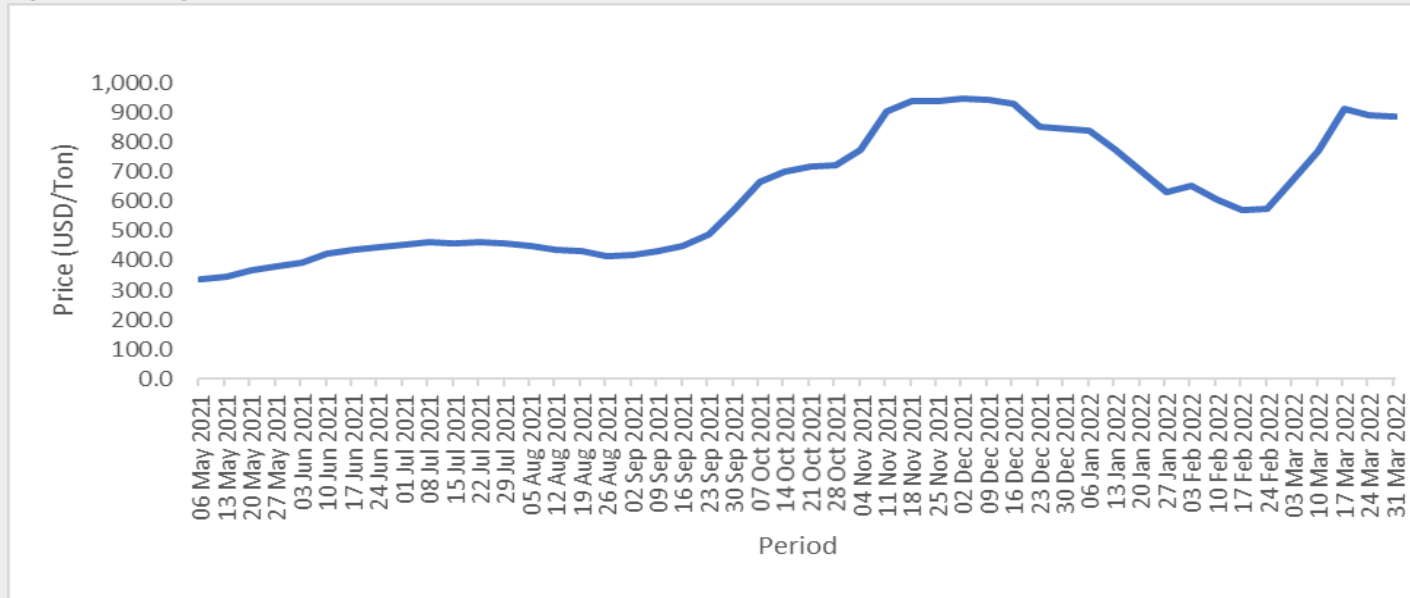
Source: TAHA, 2020

Figure 1: Average price trend of UREA fertilizer in the world market as a season of 31<sup>st</sup> March, 2022



Source: TFRA, 2022

Figure 2: Average price trend of DAP fertilizer in the world market as a season of 31<sup>st</sup> March, 2022



Source: TFRA, 2022

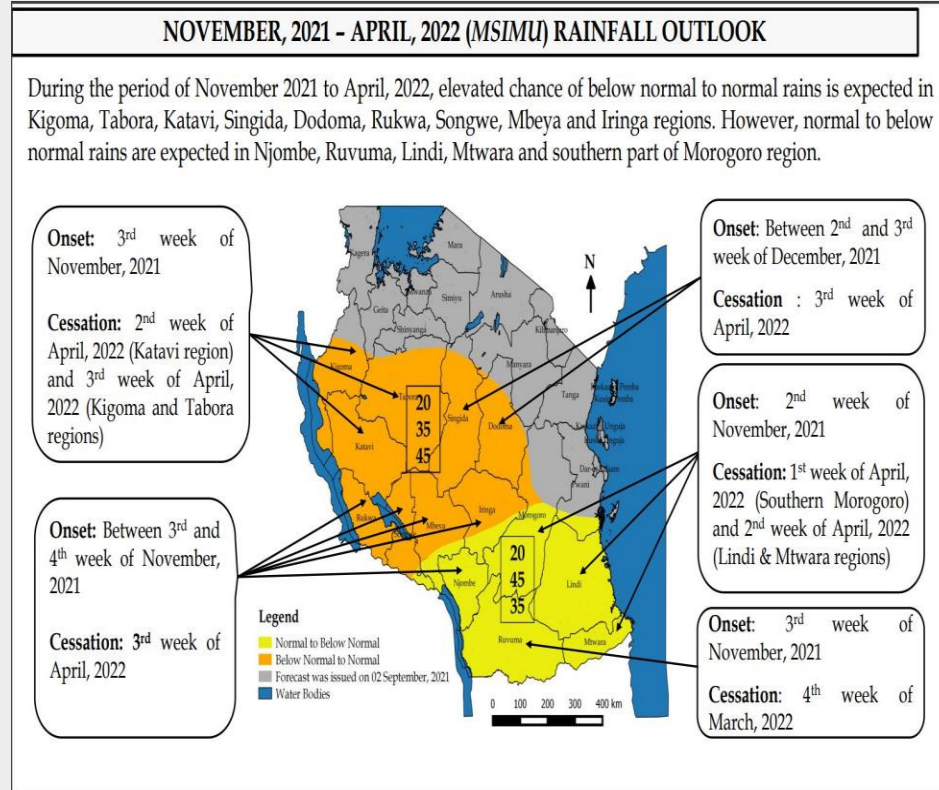
**Important updates**

- ✓ The Ministry of Agriculture has established an online market platform (M-Kilimo) to facilitate market access by farmers and traders through their mobile phones, how to access services; -
  - ❖ USSD: Dial \*152\*00# select No. 7 then Na. 2 then follow the instructions
  - ❖ Website: open [exts.kilimo.go.tz](https://exts.kilimo.go.tz) then select the service

**Contacts**

Agricultural Marketing Section,  
 Ministry of Agriculture,  
 P.O. Box 2182, DODOMA.  
 Email: [masoko@kilimo.go.tz](mailto:masoko@kilimo.go.tz)

## Annex: Rainfall Outlook Nov, 2021- April, 2022



Source: Tanzania Meteorological Authority

**TMA MAMLAKA YA HALI YA HEWA TANZANIA**  
 ISO 9001: 2015 Huduma za Hali ya Hewa kwa Usafiri wa Anga

### Dondoo muhimu za mvua za Msimu (Novemba, 2021 – Aprili, 2022)

Taarifa hii inatoa uchambuzi wa mwenendo wa mifumo ya hali ya hewa na mwelekeo wa mvua za Msimu kwa maeneo yanayopata msimu mmoja wa mvua kwa mwaka (kanda ya magharibi, kati, nyanda za juu kusini magharibi, kusini mwa nchi, ukanda wa pwani ya kusini pamoja na maeneo yaliyoko kusini mwa mkoa wa Morogoro) katika kipindi cha miezi ya Novemba, 2021 hadi Aprili, 2022. Ushauri na tahadhari umetolewa kwa wadau wa sekta mbalimbali wanaotumia taarifa za hali ya hewa katika utekelezaji wa majukumu yao kama vile kilimo na usalama wa chakula, mifugo na uvuvi, maliasili, wanyamapori na utalii, nishati na maji, usafirishaji (nchi kavu, kwenye maji na angani), mamlaka za miji, afya, sekta binafsi pamoja na menejimenti za maafa. Muhtasari wa mwelekeo wa mvua hizo na athari zake ni kama ifuatavyo:

**Mwelekeo wa mvua za Msimu kwa maeneo yanayopata msimu mmoja wa mvua kwa mwaka**

- Mvua zinatarajiwa kuwa za chini ya wastani hadi wastani katika maeneo mengi ya mikoa ya Kigoma, Tabora, Katavi, Singida, Dodoma, Rukwa, Songwe, Mbeya na Iringa. Aidha, mvua za wastani hadi chini ya wastani zinatarajiwa katika baadhi ya maeneo ya mikoa ya Njombe, Ruvuma, Lindi, Mtwara na kusini mwa mkoa wa Morogoro.
- Vipindi virefu vya ukavu vinatarajiwa kati ya mwezi Novemba, 2021 na Januari, 2022. Hata hivyo, ongezeko kidogo la mvua linatarajiwa mwezi Machi 2022.
- Mvua zinatarajiwa kuanza katika wiki ya tatu ya mwezi Novemba, 2021 katika maeneo mengi na kuisha kati ya wiki ya pili na ya tatu ya mwezi Aprili, 2022.

**Athari na ushauri**

- Upungufu mkubwa wa unyevunyevu katika udongo unatarajiwa kujitokeza katika maeneo mengi yanayopata mvua za Msimu na kuathiri ukuaji wa mazao.
- Kina cha maji katika mito, mabwawa na hifadhi ya maji ardhini kinatarajiwa kupungua hususan katika maeneo yanayotarajiwa kupata mvua za chini ya wastani.
- Mlipuko wa magojwa unatarajiwa kujitokeza kutokana na upungufu wa upatikanaji wa maji safi na salama.

[f @tmaservices](https://www.facebook.com/tmaservices)   
 [@tma\\_services](https://twitter.com/tma_services)   
 [@tanzaniameteorological](https://www.instagram.com/tanzaniameteorological)  
[tanzaniametagency](https://www.youtube.com/channel/UC...)   
 [www.metootz1950.blogspot.com](http://www.metootz1950.blogspot.com)   
 [TMAonline TV](https://www.youtube.com/channel/UC...)